

# NEW ZEALAND DATA SHEET

## MEKINIST® TABLETS

*trametinib dimethyl sulfoxide*

### 1. PRODUCT NAME

Mekinist 0.5 mg film coated tablet

Mekinist 2 mg film coated tablet

### 2. QUALITATIVE AND QUANTITATIVE COMPOSITION

#### Mekinist 0.5 mg film coated tablet

Each film coated tablet contains trametinib dimethyl sulfoxide equivalent to trametinib 500 microgram.

#### Mekinist 2 mg film coated tablet

Each film coated tablet contains trametinib dimethyl sulfoxide equivalent to trametinib 2 mg.

#### **Excipients**


For the full list of excipients, see section 6.1.

### 3. PHARMACEUTICAL FORM

Film-coated tablet


#### Mekinist 0.5 mg film coated tablet

Yellow, modified oval, biconvex, film-coated tablets with 'GS' debossed on one face and 'TFC' on the opposing face; or

Yellow, ovaloid, biconvex, unscored, film-coated tablets with  (Novartis logo) on one side and TT on the other side.

#### Mekinist 2 mg film coated tablet

Pink, round, biconvex, film-coated tablets with 'GS' debossed on one face and 'HMJ' on the opposing face; or

Pink, round, biconvex, unscored, film-coated tablets with  (Novartis logo) on one side and LL on the other side

### 4. CLINICAL PARTICULARS

#### 4.1 Therapeutic Indications

##### Unresectable or metastatic melanoma

MEKINIST in combination with dabrafenib is indicated for the treatment of patients with BRAFV600 mutation positive unresectable Stage III or metastatic (Stage IV) melanoma.

MEKINIST as a monotherapy is indicated for the treatment of patients with BRAFV600 mutation positive unresectable Stage III or metastatic (Stage IV) melanoma and in whom either there is intolerance to BRAF inhibitors or BRAF inhibitors cannot be used.

MEKINIST as monotherapy has not demonstrated clinical activity in patients who have progressed on BRAF inhibitor therapy (see section 5.1).

##### Adjuvant treatment of melanoma

MEKINIST in combination with Tafinlar is indicated for the adjuvant treatment of patients with Stage III melanoma with a BRAF V600 mutation, following complete resection.

# NEW ZEALAND DATA SHEET

## MEKINIST® TABLETS

*trametinib dimethyl sulfoxide*

### Anaplastic thyroid cancer (ATC)

MEKINIST in combination with dabrafenib is indicated for the treatment of patients with locally advanced or metastatic anaplastic thyroid cancer (ATC) with a BRAF V600 mutation.

### Non-small cell lung cancer (NSCLC)

MEKINIST in combination with dabrafenib is indicated for the treatment of patients with advanced non-small cell lung cancer (NSCLC) with a BRAF V600 mutation.

## 4.2 Dose and method of administration

Treatment with MEKINIST should only be initiated and supervised by a physician experienced in the use of anti-cancer medicinal products.

Confirmation of BRAF V600 mutation using an approved/validated test is required, for selection of patients appropriate for MEKINIST monotherapy and in combination with dabrafenib (see section 5.1).

When MEKINIST is used in combination with dabrafenib, refer to section 4.2 Dosage and Administration in the full TAFINLAR Data Sheet for dabrafenib dosing instructions.

### **Dose**

#### Adult

The recommended dose of MEKINIST used as monotherapy or in combination with dabrafenib is 2 mg given orally once daily.

Dose modifications

#### *Monotherapy and in combination with dabrafenib*

The management of adverse events/adverse drug reactions may require treatment interruption, dose reduction, or treatment discontinuation.

Recommended dose level reductions are provided in Table 1. Doses below 1 mg once daily are not recommended, whether used as monotherapy or in combination with dabrafenib.

**Table 1 Recommended MEKINIST dose level reductions**

| <b>Dose Level</b>  | <b>MEKINIST dose</b> |
|--------------------|----------------------|
| Starting dose      | 2 mg once daily      |
| 1st dose reduction | 1.5 mg once daily    |
| 2nd dose reduction | 1 mg once daily      |

The recommended dose modification schedule is provided in Tables 2 and 3. When an individual's adverse reactions are under effective management, dose re-escalation following the same dosing steps as de-escalation may be considered. The MEKINIST dose should not exceed 2 mg once daily.

# NEW ZEALAND DATA SHEET

## MEKINIST® TABLETS

*trametinib dimethyl sulfoxide*

**Table 2 MEKINIST dose modification schedule (excluding pyrexia)**

| <b>Grade (CTC-AE)*</b>              | <b>Dose Modifications</b>   |
|-------------------------------------|---|
| Grade 1 or Grade 2<br>(Tolerable)   | Continue treatment and monitor as clinically indicated.   |
| Grade 2 (Intolerable) or<br>Grade 3 | Interrupt therapy until toxicity is grade 0-1 and reduce by one dose level when resuming therapy.                   |
| Grade 4                             | Discontinue permanently, or interrupt therapy until Grade 0 to 1 and reduce by one dose level when resuming therapy |

\* The intensity of clinical adverse events graded by the Common Terminology Criteria for Adverse Events v4.0 (CTC-AE)

If treatment related toxicities occur when MEKINIST is used in combination with dabrafenib then both treatments should be simultaneously dose reduced, interrupted or discontinued with the exceptions shown below.

Exceptions where dose modifications are necessary for only MEKINIST:

- Left ventricular ejection fraction (LVEF) reduction
- Retinal vein occlusion (RVO) and retinal pigment epithelial detachment (RPED)
- Interstitial lung disease (ILD)/Pneumonitis

### *Detailed dosing modifications for selected adverse reactions*

#### *New Primary Malignancies*

For New Primary Cutaneous Malignancies no dose modifications are required. For New Primary Non-Cutaneous Malignancies no dose modifications are required for MEKINIST. If used in combination with dabrafenib, permanently discontinue dabrafenib in patients who develop RAS mutation-positive non-cutaneous malignancies.

#### *Haemorrhagic events*

Permanently discontinue MEKINIST, and also permanently discontinue dabrafenib if administered in combination, for all Grade 4 haemorrhagic events and for any Grade 3 haemorrhagic events that do not improve. Withhold MEKINIST for up to 3 weeks for Grade 3 haemorrhagic events; if improved resume at a lower dose level. Withhold dabrafenib for Grade 3 haemorrhagic events; if improved resume at a lower dose level.

#### *Pyrexia Management*

Therapy should be interrupted (MEKINIST when used as monotherapy, and both MEKINIST and TAFINLAR when used in combination) if the patient's temperature is  $\geq 38^{\circ}\text{C}$  or at the first symptom of pyrexia/pyrexia syndrome. In case of recurrence, therapy can also be interrupted at the first symptom of pyrexia/pyrexia syndrome. Treatment with anti-pyretics such as ibuprofen or acetaminophen/paracetamol should be initiated. Patients should be evaluated for signs and symptoms of infection (see section 4.4 Special warnings and precautions for use).

# NEW ZEALAND DATA SHEET

## MEKINIST® TABLETS

*trametinib dimethyl sulfoxide*

MEKINIST, or both MEKINIST and TAFINLAR when used in combination, should be restarted if patient is symptom free for at least 24 hours either (1) at the same dose level, or (2) reduced by one dose level, if pyrexia is recurrent and/or was accompanied by other severe symptoms including dehydration, hypotension or renal failure. The use of oral corticosteroids should be considered in those instances in which anti-pyretics are insufficient.

**Table 3 Recommended MEKINIST dose modifications in pyrexia management**

| Patient's temperature   | MEKINIST monotherapy   | MEKINIST combination therapy with dabrafenib   |
|---|--|--|
| Fever of 38.0°C - 40°C  | <p>Withhold MEKINIST if patient's temperature is 38.0°C - 40°C or at the first sign of pyrexia/pyrexia syndrome (i.e. chills, rigors, night sweats, or flu-like symptoms). MEKINIST should be restarted if patient is symptom free for at least 24 hours either at the same dose level, or reduced by one dose level, if pyrexia is recurrent and/or was accompanied by other severe symptoms including dehydration, hypotension or renal failure.</p> | <p>Withhold MEKINIST and TAFINLAR if patient's temperature is 38.0°C - 40°C or at the first sign of pyrexia/pyrexia syndrome (i.e. chills, rigors, night sweats, or flu-like symptoms). MEKINIST and TAFINLAR should be restarted if patient is symptom free for at least 24 hours either at the same dose level, or reduced by one dose level, if pyrexia is recurrent and/or was accompanied by other severe symptoms including dehydration, hypotension or renal failure.</p> |
| <p>Fever of &gt; 40°C or<br/>Fever is complicated by rigors, hypotension, dehydration, or renal failure</p> | <p>Withhold MEKINIST if patient's temperature is &gt;40°C or at the first sign of pyrexia/pyrexia syndrome (i.e. chills, rigors, night sweats, or flu-like symptoms). MEKINIST should be restarted if patient is symptom free for at least 24 hours either at the same or lower dose level, or permanently discontinue.</p>  | <p>Withhold MEKINIST and TAFINLAR if patient's temperature is &gt;40°C or at the first sign of pyrexia/pyrexia syndrome (i.e. chills, rigors, night sweats, or flu-like symptoms). MEKINIST and TAFINLAR should be restarted if patient is symptom free for at least 24 hours either at the same or lower dose level, or permanently discontinue.</p>  |

### *LVEF Reduction/Left Ventricular Dysfunction management*

MEKINIST should be interrupted in patients who have an asymptomatic, absolute decrease of ≥10 % in LVEF compared to baseline and the ejection fraction is below the institution's lower limit of normal (LLN) (see section 4.4). If MEKINIST is being used in combination with dabrafenib then therapy with dabrafenib may be continued at the same dose. If the LVEF recovers, treatment with MEKINIST may be restarted, but reduce dose by one dose level with careful monitoring.

Permanently discontinue MEKINIST with Grade 3 or 4 left ventricular cardiac dysfunction or if LVEF reduction does not recover. If MEKINIST is being used in combination with dabrafenib then

# NEW ZEALAND DATA SHEET

## MEKINIST® TABLETS

*trametinib dimethyl sulfoxide*

therapy with dabrafenib should be withheld and resumed at the same dose upon recovery of cardiac function.

### *Retinal Vein Occlusion (RVO) and Retinal Pigment Epithelial Detachment (RPED) management*

If patients report new visual disturbances such as diminished central vision, blurry vision, or loss of vision at any time while on MEKINIST therapy, a prompt ophthalmological assessment is recommended. In patients who are diagnosed with retinal vein occlusion (RVO), treatment with MEKINIST, whether given as monotherapy or in combination with dabrafenib, should be permanently discontinued. Dabrafenib treatment can continue at the same dose.

If retinal pigment epithelial detachment (RPED) is diagnosed, follow the dose modification schedule in Table 4 for MEKINIST and continue dabrafenib at the same dose (see section 4.4).

**Table 4 Recommended dose modifications for MEKINIST for retinal pigment epithelial detachments (RPED)**

| <b>Grade</b>  | <b>Recommended dose modifications for Mekinist</b>   |
|---|--|
| Grade 1 RPED  | Continue treatment with retinal evaluation monthly until resolution. If RPED worsens follow instructions below and withhold MEKINIST for up to 3 weeks |
| Grade 2-3 RPED  | Withhold MEKINIST for up to 3 weeks  |
| Grade 2-3 RPED that improves to Grade 0-1 within 3 weeks                | Resume MEKINIST at a lower dose (reduced by 0.5 mg) or discontinue MEKINIST in patients taking MEKINIST 1 mg daily                                     |
| Grade 2-3 RPED that does not improve to at least Grade 1 within 3 weeks | Permanently discontinue MEKINIST   |

### *Interstitial lung disease (ILD)/Pneumonitis management*

Follow the dose modification guidelines in Table 9 for MEKINIST.

If MEKINIST is used in combination with dabrafenib, do not modify the dose of dabrafenib. Refer to the full Data Sheet of dabrafenib for dose modification guidelines (see section 4.2).

### *Serious Skin Toxicity*

For dosing instructions for intolerable or severe skin toxicity for MEKINIST and MEKINIST in combination with dabrafenib see Table 5. Dose reduction, interruption or discontinuation should be applied to both treatments.

**Table 5 Guidelines for Cutaneous toxicity**

# NEW ZEALAND DATA SHEET

## MEKINIST® TABLETS

*trametinib dimethyl sulfoxide*

| Severity of Adverse Reaction  | MEKINIST   | Dabrafenib (When Used in Combination)  |
|---|--|--|
| <ul style="list-style-type: none"> <li>Intolerable Grade 2 skin toxicity</li> <li>Grade 3 or 4 skin toxicity</li> </ul> | Withhold MEKINIST for up to 3 weeks. <ul style="list-style-type: none"> <li>If improved, resume at a lower dose level.</li> <li>If not improved, permanently discontinue.</li> </ul> | Withhold dabrafenib for up to 3 weeks. <ul style="list-style-type: none"> <li>If improved, resume at a lower dose level.</li> <li>If not improved, permanently discontinue.</li> </ul> |

The following rash management guidance should be considered whether MEKINIST is given as monotherapy or in combination with dabrafenib, and if dose reduction, interruption or discontinuation is necessary it should be applied to both treatments.

Treatment of rash has not been formally studied and should be based on rash severity. The following guidelines were used in clinical studies with MEKINIST as monotherapy or in combination with dabrafenib and can be used to manage rash (see Table 6).

**Table 6 Supportive Care Guidelines for Rash**

| Step | Rash Grade | Rash severity  | Management of Rash   |
|------|------------|--|--|
| 1    | Mild       | Localised<br>Minimally symptomatic<br>No impact on ADL<br>No sign of superinfection  | Initiate prophylactic regimen <sup>a</sup> if not already started.<br><br>Reassess after two weeks; if rash worsens or does not improve, proceed to step 2   |
| 2    | Moderate   | Generalised<br>Mild symptoms (e.g. pruritus, tenderness)<br>Minimal impact on ADL<br>No sign of superinfection                     | Initiate prophylactic regimen <sup>a</sup> if not already started, using moderate strength topical steroids.<br><br>Reassess after two weeks; if rash worsens or does not improve, proceed to step 3 |
| 3    | Severe     | Generalised<br>Severe symptoms (e.g. pruritus, tenderness)<br>Significant impact on ADL<br>Sign of or potential for superinfection | Initiate prophylactic regimen <sup>a</sup> if not already started, using moderate strength topical steroids PLUS systemic corticosteroids.<br><br>Manage rash per dermatologist's recommendation.    |

<sup>a</sup> broad-spectrum sunscreen (skin protection factor  $\geq 15$ ), alcohol-free emollient cream, mild-strength topical steroid, and oral antibiotics for first 2-3 weeks

ADL= Activity of Daily Living

### Special populations

#### *Paediatric patients (< 18 years of age)*

The safety and efficacy of MEKINIST has not been yet established in children and adolescents (< 18 years).

# NEW ZEALAND DATA SHEET

## MEKINIST® TABLETS

*trametinib dimethyl sulfoxide*

### *Patients > 65 years of age*

No dose adjustments are required in patients over 65 years (see section 5.2).

### *Renal impairment*

No dosage adjustment required in patients with mild or moderate renal impairment. Mild or moderate renal impairment had no significant effect on the population pharmacokinetics of MEKINIST (see section 5.2). There are no clinical data with MEKINIST in patients with severe renal impairment; therefore, the potential need for starting dose adjustment cannot be determined. MEKINIST should be used with caution in patients with severe renal impairment.

### *Hepatic impairment*

No dosage adjustment is required in patients with mild hepatic impairment. In a population pharmacokinetic analysis, MEKINIST oral clearance and thus exposure was not significantly different in patients with mild hepatic impairment compared to patients with normal hepatic function. Available data in patients with moderate or severe hepatic impairment from a clinical pharmacology study indicate a limited impact on trametinib exposure (see section 5.2, Pharmacokinetic properties).

MEKINIST should be used with caution in patients with moderate or severe hepatic impairment.

### **Administration**

MEKINIST should be taken without food, at least one hour before or two hours after a meal (see section 5.2).

When MEKINIST and dabrafenib are taken in combination, the dose of MEKINIST should be taken at the same time each day with either the morning dose or the evening dose of dabrafenib.

Swallow the MEKINIST tablet whole with a full glass of water.

If a dose of MEKINIST is missed, only take the dose if it is more than 12 hours until the next scheduled dose.

### **4.3 Contraindications**

Hypersensitivity to the active substance trametinib dimethyl sulfoxide or any of the excipients listed in section 6.1.

### **4.4 Special warnings and precautions for use**

When MEKINIST is given in combination with dabrafenib, the data sheet of dabrafenib must be consulted prior to initiation of treatment. For additional information on warnings and precautions associated with dabrafenib treatment, please refer to the dabrafenib data sheet.

#### BRAF V600 testing

Confirmation of BRAF V600 mutation using an approved/validated test is required for selection of patients appropriate for MEKINIST monotherapy and in combination with dabrafenib. Patients enrolled in the melanoma clinical studies were required to have BRAF V600 mutation status measured. The safety and efficacy of MEKINIST have not been evaluated in patients whose melanoma tested negative for the BRAF V600 mutation.

#### New primary malignancies

New primary malignancies can occur when MEKINIST is used in combination with dabrafenib and with dabrafenib as a single agent [refer to Full Data Sheet for dabrafenib].

Based on its mechanism of action, dabrafenib may promote growth and development of malignancies with activation of RAS through mutation or other mechanisms (refer to the Product Information for dabrafenib).

#### Non-Cutaneous secondary/ recurrent malignancies

# NEW ZEALAND DATA SHEET

## MEKINIST® TABLETS

*trametinib dimethyl sulfoxide*

In patients receiving MEKINIST in combination with dabrafenib, four cases of non-cutaneous malignancies were identified: KRAS mutation-positive pancreatic adenocarcinoma (n = 1), recurrent NRAS mutation-positive colorectal carcinoma (n = 1), head and neck carcinoma (n = 1), and glioblastoma (n = 1). Monitor patients receiving the combination closely for signs or symptoms of non-cutaneous malignancies. If used in combination with dabrafenib, no dose modification is required for MEKINIST in patients who develop non-cutaneous malignancies. Permanently discontinue dabrafenib in patients who develop RAS mutation-positive non-cutaneous malignancies (see section 4.2).

### Haemorrhage

Haemorrhagic events, including major haemorrhages, defined as symptomatic bleeding in a critical area or organ, have occurred in patients taking MEKINIST as monotherapy and in combination with dabrafenib (see section 4.8).

Out of the 559 unresectable or metastatic melanoma patients receiving MEKINIST in combination with dabrafenib in phase III trials, there were six fatal intracranial haemorrhagic events (1 %). No fatal haemorrhagic events occurred in the Phase III study in the adjuvant treatment of melanoma. Two out of 93 patients (2%) receiving MEKINIST in combination with Tafinlar in a Phase II NSCLC trial had fatal intracranial haemorrhagic events. If patients develop symptoms of haemorrhage they should immediately seek medical care.

Three cases were from study MEK115306 (COMBI-d) and three cases were from study MEK116513 (COMBI-v). If patients develop symptoms of haemorrhage they should immediately seek medical care.

In Study BRF113220, treatment with MEKINIST in combination with dabrafenib resulted in an increased incidence and severity of any haemorrhagic event: 16% (9/55) of patients treated with MEKINIST in combination with dabrafenib compared with 2% (1/53) of patients treated with dabrafenib as a single agent. The major haemorrhagic events of intracranial or gastric haemorrhage occurred in 5% (3/55) of patients treated with MEKINIST in combination with dabrafenib compared with none of the 53 patients treated with dabrafenib as a single agent. Intracranial haemorrhage was fatal in two (4%) patients receiving the combination of MEKINIST and dabrafenib.

Permanently discontinue MEKINIST, and also permanently discontinue dabrafenib if administered in combination, for all Grade 4 haemorrhagic events and for any Grade 3 haemorrhagic events that do not improve. Withhold MEKINIST for up to 3 weeks for Grade 3 haemorrhagic events; if improved resume at a lower dose level. Withhold dabrafenib for Grade 3 haemorrhagic events; if improved resume at a lower dose level (see section 4.2).

### Cardiac effects

#### *Left ventricular ejection fraction (LVEF) reduction/Left Ventricular dysfunction*

MEKINIST has been reported to decrease LVEF (see section 4.8). In clinical trials, the median time to onset of the first occurrence of left ventricular dysfunction, cardiac failure, and LVEF decrease, in patients treated with trametinib as monotherapy or in combination with dabrafenib, was between 2 to 5 months.

Across clinical trials of MEKINIST at the recommended dose (N = 329), 11% of patients developed evidence of cardiomyopathy (decrease in left ventricular ejection fraction, or LVEF, below institutional lower limits of normal with an absolute decrease in LVEF  $\geq$  10% below baseline) and 5% demonstrated a decrease in LVEF below institutional lower limits of normal with an absolute decrease in LVEF of  $\geq$  20% below baseline.

MEKINIST should be used with caution in patients with conditions that could impair left ventricular function. LVEF should be evaluated by echocardiogram or multigated acquisition (MUGA) scan in all patients prior to initiation of treatment with MEKINIST, one month after initiation of therapy, and



# NEW ZEALAND DATA SHEET

## MEKINIST® TABLETS

*trametinib dimethyl sulfoxide*

then at approximately 3 monthly intervals, as clinically appropriate, while on treatment (see section 4.2).

MEKINIST should be interrupted in patients who have an asymptomatic, absolute decrease of  $\geq 10\%$  in LVEF compared to baseline and the ejection fraction is below the institution's lower limit of normal (LLN). If MEKINIST is being used in combination with dabrafenib then therapy with dabrafenib may be continued at the same dose. If the LVEF recovers, treatment with MEKINIST may be restarted, but the dose should be reduced by one dose level with careful monitoring.

With Grade 3 or 4 left ventricular cardiac dysfunction or if LVEF does not recover MEKINIST should be permanently discontinued. If MEKINIST is being used in combination with dabrafenib then therapy with dabrafenib should be withheld and resumed at the same dose upon recovery of cardiac function (see section 4.2).

### *QT Prolongation*

Based on the results of a dedicated Phase I QT study (MEK114655), Mekinist does not prolong the QT interval to any clinically relevant extent.

### Visual impairment

A thorough ophthalmological evaluation should be performed at baseline and during treatment with trametinib, if clinically warranted. If a retinal abnormality is noted, treatment with trametinib should be interrupted immediately and referral to a retinal specialist should be considered.

The data from clinical trials demonstrates that when all reported ocular events are pooled, there was a higher reported rate in the subjects treated with combination therapy than monotherapy (20% vs 13%, respectively). The median exposure time for combination therapy was substantially longer than MEKINIST monotherapy (6.41 vs. 3.84 months, respectively).

Disorders associated with visual disturbance, including retinal pigment chorioretinopathy or epithelial detachment (RPED) and retinal vein occlusion (RVO), have been observed with MEKINIST as monotherapy and in combination with dabrafenib. Symptoms such as blurred vision, decreased acuity, and other visual phenomena have been reported in the clinical trials with MEKINIST (see section 4.8). If patients report new visual disturbances such as diminished central vision, blurry vision, or loss of vision at any time while on MEKINIST therapy, a prompt ophthalmological assessment is recommended.

### Retinal Pigment Epithelial Detachment (RPED)

Retinal pigment epithelial detachments (RPED) can occur during treatment with MEKINIST. Across all clinical trials of MEKINIST, the incidence of RPED was 0.8% (14/1749). Retinal detachments were often bilateral and multifocal, occurring in the macular region of the retina. RPED led to reduction in visual acuity that resolved after a median of 11.5 days (range: 3 to 71 days) following the interruption of dosing with MEKINIST, although Ocular Coherence Tomography (OCT) abnormalities persisted beyond a month in at least several cases.

If RPED is diagnosed, follow the dose modification schedule in Table 1 (see section 4.2).

### Retinal Vein Occlusion (RVO)

MEKINIST is not recommended in patients with a history of RVO. Across all clinical trials of MEKINIST, the incidence of RVO was 0.2% (4/1749). An RVO may lead to macular oedema, decreased visual function, neovascularisation, and glaucoma.

Urgently (within 24 hours) perform ophthalmological evaluation for patient-reported loss of vision or other visual disturbances. Permanently discontinue MEKINIST in patients who experience RVO.

### Interstitial lung disease (ILD)/Pneumonitis

Any diagnosis of ILD or pneumonitis warrants immediate discontinuation of MEKINIST.

# NEW ZEALAND DATA SHEET

## MEKINIST® TABLETS

*trametinib dimethyl sulfoxide*

In a Phase 3 trial, 2% (5/211) of patients treated with MEKINIST monotherapy developed ILD or pneumonitis; all five patients required hospitalisation. The median time to first presentation of ILD or pneumonitis was 160 days (range: 60 to 172 days).

Withhold MEKINIST in patients with suspected ILD or pneumonitis, including patients presenting with new or progressive pulmonary symptoms and findings including cough, dyspnoea, hypoxia, pleural effusion, or infiltrates, pending clinical investigations. Permanently discontinue MEKINIST for patients diagnosed with treatment-related ILD or pneumonitis. If MEKINIST is used in combination with dabrafenib, do not modify the dose of dabrafenib.

### Deep vein thrombosis (DVT)/Pulmonary embolism (PE)

DVT and PE can occur on trametinib monotherapy and when trametinib is used in combination with dabrafenib. If patients develop symptoms of pulmonary embolism or deep vein thrombosis they should immediately seek medical care.

### Pyrexia and serious non-infectious febrile events

Pyrexia was reported in the clinical trials with MEKINIST. The incidence and severity of pyrexia are increased when MEKINIST is used in combination with dabrafenib (see section 4.8). In patients with melanoma who received the combination dose of dabrafenib 150 mg twice daily and MEKINIST 2 mg once daily and developed pyrexia, approximately half of the first occurrences of pyrexia happened within the first month of therapy. About one-third of the patients receiving combination therapy who experienced pyrexia had 3 or more events. Pyrexia may be accompanied by severe rigors, dehydration, and hypotension which in some cases can lead to acute renal insufficiency. Monitor serum creatinine and other evidence of renal function during and following severe events of pyrexia. Renal failure was reported in 7% of patients who received the combination dose of dabrafenib 150 mg twice daily and MEKINIST 2 mg once daily, a higher frequency than observed in dabrafenib monotherapy patients (<1%), and was often seen in the context of pyrexia and dehydration.

Monitor serum creatinine and other evidence of renal function during and following severe events of pyrexia.

Serious non-infectious febrile events have been observed. These events responded well to dose interruption and/or dose reduction and supportive care in clinical trials.

A cross-study comparison in 1,810 patients treated with combination therapy demonstrated a reduction in the incidence of high-grade pyrexia and other pyrexia-related adverse outcomes when both MEKINIST and TAFINLAR were interrupted, compared to when only TAFINLAR was interrupted.

Therapy with MEKINIST (MEKINIST when used in monotherapy, or both MEKINIST and TAFINLAR when used in combination) should be interrupted if the patient's temperature is  $\geq 38.0$  °C or at the first symptom of pyrexia/pyrexia syndrome. In case of recurrence, therapy can also be interrupted at the first symptom of pyrexia/pyrexia syndrome. Treatment with anti-pyretics such as ibuprofen or acetaminophen/paracetamol should be initiated. Patients should be evaluated for signs and symptoms of infection (see section 4.4 Special warnings and precautions for use).

MEKINIST (or both MEKINIST and TAFINLAR) when used in combination should be restarted if patient is symptom free for at least 24 hours either (1) at the same dose level, or (2) reduced by one dose level, if pyrexia is recurrent and/or was accompanied by other severe symptoms including dehydration, hypotension or renal failure. The use of oral corticosteroids should be considered in those instances in which anti-pyretics are insufficient.

For management of pyrexia see Section 4.2 Dose and Method of Administration.

For the management of pyrexia please see section 4.2 in full Data Sheet for dabrafenib. Serious Skin

# NEW ZEALAND DATA SHEET

## MEKINIST® TABLETS

*trametinib dimethyl sulfoxide*

### Toxicity

Serious skin toxicity can occur when MEKINIST is administered as a single agent or when used in combination with dabrafenib. Serious skin toxicity can also occur with dabrafenib as a single agent (refer to Product Information for dabrafenib).

In MEK114267, the overall incidence of any skin toxicity, the most common of which were rash (see section 4.8 – Rash), dermatitis acneiform rash, palmar-plantar erythrodysesthesia syndrome, and erythema, was 87% in patients treated with MEKINIST and 13% in chemotherapy-treated patients. Severe skin toxicity occurred in 12% of patients treated with MEKINIST. Skin toxicity requiring hospitalisation occurred in 6% of patients treated with MEKINIST, most commonly for secondary infections of the skin requiring intravenous antibiotics or severe skin toxicity without secondary infection. In comparison, no patients treated with chemotherapy required hospitalisation for severe skin toxicity or infections of the skin. The median time to onset of skin toxicity in patients treated with MEKINIST was 15 days (range: 1 to 221 days) and median time to resolution of skin toxicity was 48 days (range: 1 to 282 days). Reductions in the dose of MEKINIST were required in 12% and permanent discontinuation of MEKINIST was required in 1% of patients with skin toxicity.

In BR113220, the incidence of any skin toxicity was similar for patients receiving MEKINIST in combination with dabrafenib (65% [36/55]) compared with patients receiving dabrafenib as a single agent (68% [36/53]). The median time to onset of skin toxicity in patients treated with MEKINIST in combination with dabrafenib was 37 days (range: 1 to 225 days) and median time to resolution of skin toxicity was 33 days (range: 3 to 421 days). No patient required dose reduction or permanent discontinuation of MEKINIST or dabrafenib for skin toxicity.

Across clinical trials of MEKINIST administered in combination with dabrafenib (n = 202), severe skin toxicity and secondary infection of the skin requiring hospitalisation occurred in 2.5% (5/202) of patients treated with MEKINIST in combination with dabrafenib.

Withhold MEKINIST, and dabrafenib if used in combination, for intolerable or severe skin toxicity until further assessment (see section 4.2). MEKINIST and dabrafenib may be resumed at a lower dose level in patients with improvement or recovery from skin toxicity within three weeks.

### Rash

In clinical studies with trametinib, rash has been observed in about 60 % of patients as monotherapy and 30 % in combination with dabrafenib (see section 4.2). The majority of these cases were Grade 1 or 2 and did not require any dose interruptions or dose reductions.

### Severe cutaneous adverse reactions

Cases of severe cutaneous adverse reactions (SCARs), including Stevens-Johnson syndrome, and drug reaction with eosinophilia and systemic symptoms (DRESS), which can be life-threatening or fatal, have been reported during treatment with Mekinist in combination with Tafinlar. Before initiating treatment, patients should be advised of the signs and symptoms and monitored closely for skin reactions. If signs and symptoms suggestive of SCARs appear, Mekinist and Tafinlar should be withdrawn.

### Venous thromboembolism (VTE)

VTE, including deep vein thrombosis (DVT) and pulmonary embolism (PE), can occur with trametinib monotherapy and with trametinib used in combination with dabrafenib. If patients develop symptoms of VTE they should be advised to immediately seek medical care (see section 4.8).

### Hepatic Events

Hepatic adverse events have been reported in clinical trials with MEKINIST as monotherapy and in combination with dabrafenib. It is recommended that patients receiving treatment with

# NEW ZEALAND DATA SHEET

## MEKINIST® TABLETS

*trametinib dimethyl sulfoxide*

MEKINIST monotherapy or in combination with dabrafenib have liver function monitored every four weeks for 6 months after treatment initiation with MEKINIST (see section 4.8).

### Colitis and gastrointestinal perforation

Colitis and gastrointestinal perforation, including fatal outcome, have been reported in patients taking MEKINIST as monotherapy and in combination with Tafinlar (see section 4.8). Treatment with MEKINIST monotherapy or in combination with Tafinlar should be used with caution in patients with risk factors for gastrointestinal perforation, including a history of diverticulitis, metastases to the gastrointestinal tract and concomitant use of medications with a recognised risk of gastrointestinal perforation.

If patients develop symptoms of colitis and gastrointestinal perforation, they should immediately seek medical care.

### Haemophagocytic lymphohistiocytosis (HLH)

In post-marketing experience, HLH has been observed with MEKINIST in combination with TAFINLAR. If HLH is suspected, treatment should be interrupted. If HLH is confirmed, treatment should be discontinued and appropriate management of HLH should be initiated.

### Use in paediatrics (< 18 years of age)

The safety and efficacy of MEKINIST has not been yet established in children and adolescents (< 18 years).

### Use in patients ≥ 65 years of age

No initial dose adjustments are required in patients over 65 years of age (see section 5.2).

More frequent dose adjustments (see Table 7 and Table 8) may be required in patients over 65 years of age (see section 4.8). Across clinical trials of MEKINIST administered in combination with dabrafenib (n = 202), adverse events resulting in dose interruption were reported for 71% of those aged ≥65 years as compared to 60% of those <65 years, while adverse events resulting in dose reduction occurred in 64% of those aged ≥65 years as compared to 44% of those <65 years.

Clinical trials of MEKINIST administered as a single agent or in combination with dabrafenib did not include sufficient numbers of patients aged 65 and over to determine whether they respond differently from younger patients. In MEK114267, 49 patients (23%) were 65 years of age and older, and 9 patients (4%) were 75 years of age and older. Across clinical trials of MEKINIST administered in combination with dabrafenib (n = 202), 42 patients (21%) were 65 years of age and older, and 12 patients (6%) were 75 years of age and older.

## **4.5 Interactions with other medicines and other forms of interaction**

### Monotherapy

As trametinib is metabolised predominantly via deacetylation mediated by hydrolytic enzymes (including carboxylesterases), its pharmacokinetics are unlikely to be affected by other agents through metabolic interactions. Trametinib repeat-dose exposure was not affected by co-administration with a cytochrome P450 (CYP) 3A4 inducer.

Based on in vitro and in vivo data, MEKINIST is unlikely to significantly affect the pharmacokinetics of other medicinal products via interactions with CYP enzymes or transporters. Repeat dose administration of Mekinist 2 mg once daily had no clinically relevant effect on the single dose C<sub>max</sub> and AUC of dabrafenib, a CYP2C8/CYP3A4 substrate.

### Combination MEKINIST with dabrafenib

Co-administration of repeat dosing of dabrafenib 150 mg twice daily and MEKINIST 2 mg once daily resulted in a 16 % increase in dabrafenib C<sub>max</sub> and a 23 % increase in dabrafenib AUC. A small decrease in trametinib bioavailability, corresponding to a decrease in AUC of 12 %, was

# NEW ZEALAND DATA SHEET

## MEKINIST® TABLETS

*trametinib dimethyl sulfoxide*

estimated when Tafinlar is administered in combination with Mekinist using a population pharmacokinetic analysis. These changes in dabrafenib or trametinib C<sub>max</sub> and AUC are considered not clinically relevant.

### In vitro evaluation of drug interaction potential

#### Effects of Other Drugs on MEKINIST

In vivo and in vitro data suggest that the PK of MEKINIST are unlikely to be affected by other drugs. Trametinib is deacetylated via carboxylesterases and possibly other hydrolytic enzymes. There is little evidence from clinical studies for drug interactions mediated by carboxylesterases. CYP enzymes play a minor role in the elimination of trametinib and the compound is not a substrate of the following transporters: breast cancer resistance protein (BCRP), organic anion transporting polypeptide (OATP) 1B1, 1B3, 2B1, organic cation transporter (OCT) 1, multidrug resistance-associated protein (MRP) 2, and the multidrug and toxin extrusion protein (MATE) 1. Trametinib is an in vitro substrate of the efflux transporter P-glycoprotein (P-gp), but is unlikely to be significantly affected by inhibition of this transporter given its high passive permeability and high bioavailability.

#### Effects of MEKINIST on Drug Metabolising Enzymes and Transporters

In vitro and in vivo data suggest that trametinib is unlikely to affect the PK of other drugs. Based on in vitro studies, trametinib is not an inhibitor of CYP1A2, CYP2A6, CYP2B6, CYP2D6 and CYP3A4. Trametinib was found to be an in vitro inhibitor of CYP2C8, CYP2C9 and CYP2C19, an inducer of CYP3A4 and an inhibitor of the transporters OAT1, OAT3, OCT2, MATE1, OATP1B1, OATP1B3, P-gp and BCRP. However, based on the low dose and low clinical systemic exposure relative to the in vitro potency of inhibition or induction, trametinib is not considered to be an in vivo inhibitor or inducer of these enzymes or transporters. Repeat dose administration of once-daily 2 mg trametinib had no effect on the single dose C<sub>max</sub> and AUC of dabrafenib, a CYP2C8/CYP3A4 substrate, while a small increase in exposure was noted with repeat dose dabrafenib

## 4.6 Fertility, pregnancy and lactation

### Women of childbearing potential/Contraception

#### *Female patients*

Females of reproductive potential should be advised to use effective contraception (methods that result in less than 1% pregnancy rates) when taking MEKINIST and for at least sixteen weeks after stopping treatment with MEKINIST.

Females of reproductive potential receiving MEKINIST in combination with dabrafenib should be advised that Tafinlar may decrease the efficacy of oral or any other systemic hormonal contraceptives and an effective alternate method of contraception should be used.

#### *Male patients*

Male patients (including those that have had a vasectomy) with sexual partners who are pregnant, possibly pregnant, or who could become pregnant) should use condoms during sexual intercourse while taking MEKINIST monotherapy or in combination with Tafinlar and for at least 16 weeks after stopping treatment with MEKINIST.

### Pregnancy (Category D)

MEKINIST can cause fetal harm when administered to a pregnant woman. There are no adequate and well-controlled studies of MEKINIST in pregnant women. Pregnant women should be advised of the potential risk to the foetus.

MEKINIST should not be administered to pregnant women or nursing mothers (see Lactation). Women of childbearing potential should use effective methods of contraception during therapy

# NEW ZEALAND DATA SHEET

## MEKINIST® TABLETS

*trametinib dimethyl sulfoxide*

and for 4 months following discontinuation of MEKINIST. If MEKINIST is used alone or in combination with dabrafenib, women of child bearing potential should use a non-hormonal method of contraception since dabrafenib can render hormonal contraceptives ineffective. If MEKINIST is used during pregnancy, or if the patient becomes pregnant while taking MEKINIST, the patient should be informed of the potential hazard to the foetus.

Reproductive studies in animals (rats and rabbits) have demonstrated that MEKINIST induced maternal and developmental toxicity. In rats, decreased foetal weights and incidences of post implantation loss were observed following maternal exposure to trametinib at concentrations 0.3 and 0.8 times the exposure in humans at the highest recommended dose of 2 mg once daily. In rabbits, decreased fetal weight and increased incidence of variations in ossification and post implantation loss were observed following maternal exposure to trametinib at concentrations 0.09 and 0.3 times the exposure in humans at the highest recommended dose of 2 mg once daily.

In embryo-fetal development studies, rats and rabbits received oral doses of trametinib up to 0.125 mg/kg/day and 0.31 mg/kg/day, respectively, during the period of organogenesis. In rats at  $\geq 0.031$  mg/kg/day and 0.125 mg/kg/day, maternal systemic exposures (AUC) were 110 ng\*h/mL and 684 ng\*h/mL, respectively, corresponding to approximately 0.3 and 1.8 times the exposure in humans at the highest recommended dose of 2 mg once daily. At doses  $\geq 0.031$  mg/kg/day developmental toxicity consisted of decreased fetal weights. At a dose of 0.125 mg/kg/day there was maternal toxicity and increases in post implantation loss. In rabbits at  $\geq 0.039$  mg/kg/day and 0.15 mg/kg/day, maternal systemic exposures (AUC) were 31.9 ng\*h/mL and 127 ng\*h/mL, respectively corresponding to approximately 0.09 and 0.3 times the exposures in humans at the highest recommended dose of 2 mg once daily. At doses  $\geq 0.039$  mg/kg/day developmental toxicity consisted in decreased fetal body weight and increased incidence of variations in ossification. At doses 0.15 mg/kg/day there were increases in post-implantation loss, including total loss of pregnancy, compared with control animals.

### Lactation

There are no data on the effect of MEKINIST on the breast-fed child, or the effect of MEKINIST on milk production. Because many drugs are transferred into human milk and because of the potential for adverse reactions in nursing infants from MEKINIST, a nursing woman should be advised of the potential risk to the child. The developmental and health benefits of breast-feeding should be considered along with the mother's clinical need for MEKINIST and any potential adverse effects on the breast-fed child from MEKINIST or from the underlying maternal condition.

### Fertility

#### *MEKINIST monotherapy*

There is no information on the effect of MEKINIST on human fertility. In animals, no fertility studies have been performed, but adverse effects were seen on female reproductive organs. Mekinist may impair fertility in humans.

In adult and juvenile rat repeat dose studies with MEKINIST, alterations in follicular maturation, consisting of increases in ovarian cystic follicles and decrease in corpora lutea were observed in female rats  $\geq 0.016$  mg/kg/day (0.3 times the clinical exposure based on AUC). MEKINIST may impair female fertility in humans. However, in rat and dog toxicity studies up to 13 weeks in duration, there were no treatment-related effects observed on male reproductive tissues.

Additionally, in juvenile rats given MEKINIST, decreased ovarian weights, slight delays in hallmarks of female sexual maturation (vaginal opening and increased incidence of prominent terminal end buds within the mammary gland), and slight hypertrophy of the surface epithelium of the uterus were observed. All of these effects were reversible following an off-treatment period and attributable to pharmacology. However, in rat and dog toxicity studies up to 13 weeks in duration, there were no treatment-related effects observed on male reproductive tissues.

# NEW ZEALAND DATA SHEET

## MEKINIST® TABLETS

*trametinib dimethyl sulfoxide*

### *Males taking MEKINIST in combination with dabrafenib*

Male fertility studies in animals with the trametinib/dabrafenib combination have not been conducted. Effects on spermatogenesis have been observed in animals given dabrafenib. Male patients should be informed of the potential risk for impaired spermatogenesis, which may be irreversible. See Data Sheet information for dabrafenib for more detail.

#### 4.7 Effects on ability to drive and use machines

There have been no studies to investigate the effect of MEKINIST on driving performance or the ability to operate machinery. A detrimental effect on such activities would not be anticipated from the pharmacology of MEKINIST. The clinical status of the patient and the adverse event profile of MEKINIST should be borne in mind when considering the patient's ability to perform tasks that require judgment, motor and cognitive skills.

#### 4.8 Undesirable effects

##### Clinical trial data

##### Unresectable or metastatic melanoma

##### Monotherapy

The safety of MEKINIST monotherapy has been evaluated in an integrated population of 329 patients with metastatic melanoma treated with MEKINIST 2 mg orally once daily in studies MEK114267, MEK113583, and MEK111054. Of these patients, 211 patients were treated with MEKINIST for BRAF mutant melanoma in the randomised open label study MEK114267 (see section 5.1). The most common adverse reactions ( $\geq 20\%$ ) for MEKINIST include rash, diarrhoea, fatigue, oedema peripheral, nausea, and dermatitis acneiform. In clinical trials with MEKINIST, adverse reactions of diarrhoea and rash were managed with appropriate supportive care (see section 4.2).

Adverse reactions are listed in Table 7 and Table 8 by MedDRA body system organ class. Table 8 lists the very common adverse events ( $\geq 10\%$ ) reported in patients receiving MEKINIST.

The following convention has been utilised for the classification of frequency:

|             |                                    |
|-------------|------------------------------------|
| Very common | $\geq 1$ in 10                     |
| Common      | $\geq 1$ in 100 and $< 1$ in 10    |
| Uncommon    | $\geq 1$ in 1,000 and $< 1$ in 100 |

Categories have been assigned based on absolute frequencies in the clinical trial data.

**Table 7 Unresectable or metastatic melanoma - adverse reactions with MEKINIST monotherapy (N = 329)**

|   |   |
|---|---|
| <b>Infections and Infestations</b>          |   |
| Common                                      | Folliculitis, paronychia, cellulitis, rash pustular   |
| <b>Blood and lymphatic system disorders</b> |   |
| Common                                      | Anaemia   |
| <b>Immune system disorders</b>              |   |
| Common                                      | Hypersensitivity <sup>b</sup>                         |
| <b>Metabolism and Nutrition Disorders</b>   |   |
| Common                                      | Dehydration   |
| <b>Eye disorders</b>                        |   |
| Common                                      | Vision blurred, periorbital oedema, visual impairment |

# NEW ZEALAND DATA SHEET

## MEKINIST® TABLETS

*trametinib dimethyl sulfoxide*

|  |  |
|--|--|
| Uncommon   | Chorioretinopathy, retinal vein occlusion, papilloedema, retinal detachment                                    |
| <b>Cardiac disorders</b>                               |  |
| Common   | Left ventricular dysfunction, ejection fraction decreased, bradycardia   |
| Uncommon   | Cardiac failure  |
| <b>Vascular Disorders</b>                              |  |
| Very common  | Hypertension, haemorrhage <sup>a</sup>   |
| Common   | Lymphoedema  |
| <b>Respiratory, thoracic and mediastinal disorders</b> |  |
| Very common  | Cough, dyspnoea  |
| Common   | Epistaxis, pneumonitis   |
| Uncommon   | Interstitial lung disease  |
| <b>Gastrointestinal disorders</b>                      |  |
| Very common  | Diarrhoea, nausea, vomiting, constipation, abdominal pain, dry mouth   |
| Common   | Stomatitis   |
| Uncommon   | Gastrointestinal perforation, colitis  |
| <b>Investigations</b>                                  |  |
| Common   | Aspartate aminotransferase increased, alanine aminotransferase increased, blood alkaline phosphatase increased |
| <b>Skin and Subcutaneous Tissue Disorders</b>          |  |
| Very common  | Rash, dermatitis acneiform, dry skin, pruritus, alopecia   |
| Common   | Skin chapped, erythema, palmar-plantar erythrodysesthesia syndrome, skin fissures                              |
| <b>Musculoskeletal and connective tissue disorder</b>  |  |
| Common   | Blood creatine phosphokinase increased   |
| Uncommon   | Rhabdomyolysis   |
| <b>General disorders</b>                               |  |
| Very common  | Fatigue, oedema peripheral, pyrexia  |
| Common   | Face oedema, mucosal inflammation, asthenia  |

<sup>a</sup> Events include: epistaxis, haematochezia, gingival bleeding, haematuria, melaena and rectal, haemorrhoidal, gastric, vaginal, conjunctival, and post procedural haemorrhage. The majority of bleeding events were mild; major events, defined as symptomatic bleeding in a critical area or organ, and fatal intracranial haemorrhages have been reported.

<sup>b</sup> May present with symptoms such as fever, rash, increased liver function tests, and visual disturbances

**Table 8 Adverse Events (%) occurring in ≥ 10 % of patients treated with MEKINIST**

| Events  | MEKINIST<br>(N = 211)   |         |         | Chemotherapy<br>(N = 99) |         |         |
|---|-------------------------|---------|---------|--------------------------|---------|---------|
|   | All Grades <sup>a</sup> | Grade 3 | Grade 4 | All Grades <sup>a</sup>  | Grade 3 | Grade 4 |
| <b>Skin and subcutaneous tissue disorders</b> |                         |         |         |                          |         |         |
| Rash  | 57                      | 7       | <1      | 10                       | 0       | 0       |
| Dermatitis acneiform                          | 19                      | <1      | 0       | 1                        | 0       | 0       |
| Alopecia                                      | 17                      | <1      | 0       | 19                       | 0       | 0       |
| Dry skin                                      | 11                      | 0       | 0       | 0                        | 0       | 0       |
| Pruritus                                      | 10                      | 2       | 0       | 1                        | 0       | 0       |
| <b>Gastrointestinal disorders</b>             |                         |         |         |                          |         |         |
| Diarrhoea                                     | 43                      | 0       | 0       | 16                       | 1       | 1       |
| Nausea  | 18                      | <1      | 0       | 37                       | 1       | 0       |



# NEW ZEALAND DATA SHEET

## MEKINIST® TABLETS

*trametinib dimethyl sulfoxide*

|   |    |    |   |    |   |   |
|---|----|----|---|----|---|---|
| Constipation  | 14 | 0  | 0 | 23 | 1 | 0 |
| Vomiting  | 13 | <1 | 0 | 19 | 2 | 0 |
| <b>General disorders and administrative site conditions</b> |    |    |   |    |   |   |
| Fatigue   | 26 | 4  | 0 | 27 | 3 | 0 |
| Edema peripheral  | 26 | <1 | 0 | 3  | 0 | 0 |
| <b>Vascular disorders</b>                                   |    |    |   |    |   |   |
| Hypertension  | 15 | 12 | 0 | 7  | 3 | 0 |
| Haemorrhage <sup>b</sup>                                    | 13 | <1 | 0 | 0  | 0 | 0 |
| <b>Infections and infestations</b>                          |    |    |   |    |   |   |
| Paronychia  | 10 | 0  | 0 | 1  | 0 | 0 |

<sup>a</sup> National Cancer Institute Common Terminology Criteria for Adverse Events, version 4.

<sup>b</sup> Events include: epistaxis, haematochezia, gingival bleeding, haematuria, melaena, and rectal, haemorrhoidal, and conjunctival haemorrhage

### Combination of MEKINIST with dabrafenib

The safety of trametinib and dabrafenib combination therapy has been evaluated in 2 randomised Phase III studies of patients with BRAF mutant unresectable or metastatic melanoma treated with trametinib 2 mg orally once daily and dabrafenib 150 mg orally twice daily (see section 5.1). The most common adverse reactions ( $\geq 20\%$ ) for trametinib and dabrafenib combination therapy include pyrexia, fatigue, nausea, headache, chills, diarrhoea, rash, arthralgia, hypertension, vomiting, peripheral oedema, and cough.

Table 9 lists adverse reactions when MEKINIST was used in combination with dabrafenib from the randomised double-blind Phase III study MEK115306 (N=209), and integrated safety data from MEK115306 (N=209) and from the randomised open-label Phase III study MEK 116513 (N=350).

The following convention has been utilised for the classification of frequency:

Very common:  $\geq 1/10$

Common:  $\geq 1/100$  and  $< 1/10$

*Note: As patient numbers are small the frequencies of uncommon or rare events could not be determined.*

**Table 9 Unresectable or metastatic melanoma - Adverse reactions for trametinib in combination with dabrafenib from the randomised double-blind phase III combination study MEK115306, and integrated safety data from two randomised phase III combination studies, MEK115306 and MEK116513**

| Adverse event   | Frequency classification |                                 |
|---|--------------------------|---------------------------------|
|   | COMBI-d<br>N=209         | COMBI-d and<br>COMBI-v<br>N=559 |
| <b>Infections and Infestations</b>  |                          |                                 |
| Urinary tract infection   | Very common              | Common                          |
| Nasopharyngitis   | Very common              | Very common                     |
| Cellulitis  | Common                   | Common                          |
| Folliculitis  | Common                   | Common                          |
| Paronychia  | Common                   | Common                          |
| Rash pustular   | Common                   | Common                          |
| <b>Neoplasms benign, malignant and unspecified (including cysts and polyps)</b> |                          |                                 |

# NEW ZEALAND DATA SHEET

## MEKINIST® TABLETS

*trametinib dimethyl sulfoxide*

| Adverse event   | Frequency classification |                                 |
|---|--------------------------|---------------------------------|
|   | COMBI-d<br>N=209         | COMBI-d and<br>COMBI-v<br>N=559 |
| Cutaneous squamous cell carcinoma(SCC)<br>including SCC of the skin, SCC in situ<br>(Bowen's disease) and keratoacanthoma | Common                   | Common                          |
| Papilloma including skin papilloma  | Common                   | Common                          |
| Seborrhoeic keratosis   | Common                   | Common                          |
| Acrochordon (skin tags)   | Common                   | Uncommon                        |
| New primary melanoma  | Uncommon                 | Uncommon                        |
| <b>Blood and lymphatic system disorders</b>   |                          |                                 |
| Neutropenia   | Very Common              | Common                          |
| Anaemia   | Common                   | Common                          |
| Thrombocytopenia  | Common                   | Common                          |
| Leukopenia  | Common                   | Common                          |
| <b>Immune system disorders</b>  |                          |                                 |
| Hypersensitivity  | Uncommon                 | Uncommon                        |
| <b>Metabolic and nutrition disorders</b>  |                          |                                 |
| Decreased appetite  | Very common              | Very common                     |
| Dehydration   | Common                   | Common                          |
| Hyperglycaemia  | Common                   | Common                          |
| Hyponatraemia   | Common                   | Common                          |
| Hypophosphataemia   | Common                   | Common                          |
| <b>Nervous system disorders</b>   |                          |                                 |
| Headache  | Very common              | Very common                     |
| Dizziness   | Very common              | Very common                     |
| <b>Eye disorders</b>  |                          |                                 |
| Vision blurred  | Common                   | Common                          |
| Visual impairment   | Common                   | Common                          |
| Chorioretinopathy   | Uncommon                 | Uncommon                        |
| Uveitis   | Uncommon                 | Uncommon                        |
| Retinal detachment  | Uncommon                 | Uncommon                        |
| Periorbital oedema  | Uncommon                 | Uncommon                        |
| <b>Cardiac disorders</b>  |                          |                                 |
| Ejection fraction decreased   | Common                   | Common                          |
| Bradycardia   | Common                   | Common                          |
| Left ventricular dysfunction  | NR                       | Uncommon                        |
| Cardiac failure   | NR                       | Uncommon                        |
| <b>Vascular disorders</b>   |                          |                                 |
| Hypertension  | Very common              | Very common                     |
| Haemorrhage*  | Very common              | Very common                     |
| Hypotension   | Common                   | Common                          |
| Lymphoedema   | Uncommon                 | Common                          |
| <b>Respiratory, thoracic and mediastinal disorders</b>  |                          |                                 |
| Cough   | Very common              | Very common                     |
| Dyspnoea  | Common                   | Common                          |
| Pneumonitis   | Uncommon                 | Uncommon                        |
| Interstitial lung disease   | NR                       | Uncommon                        |
| <b>Gastrointestinal disorders</b>   |                          |                                 |
| Abdominal pain  | Very common              | Very common                     |
| Constipation  | Very common              | Very common                     |

# NEW ZEALAND DATA SHEET

## MEKINIST® TABLETS

*trametinib dimethyl sulfoxide*

| Adverse event  | Frequency classification |                                 |
|--|--------------------------|---------------------------------|
|  | COMBI-d<br>N=209         | COMBI-d and<br>COMBI-v<br>N=559 |
| Diarrhoea  | Very common              | Very common                     |
| Nausea   | Very common              | Very common                     |
| Vomiting   | Very common              | Very common                     |
| Dry mouth  | Common                   | Common                          |
| Stomatitis   | Common                   | Common                          |
| Pancreatitis   | Uncommon                 | Uncommon                        |
| Gastrointestinal perforation                               | NR                       | Uncommon                        |
| Colitis  | Uncommon                 | Uncommon                        |
| <b>Investigations</b>                                      |                          |                                 |
| Alanine aminotransferase increased                         | Very common              | Very common                     |
| Aspartate aminotransferase increased                       | Very common              | Very common                     |
| Blood alkaline phosphatase increased                       | Common                   | Common                          |
| Gamma-glutamyltransferase increased                        | Common                   | Common                          |
| <b>Skin and subcutaneous tissue disorders</b>              |                          |                                 |
| Dry skin   | Very common              | Very common                     |
| Pruritus   | Very common              | Very common                     |
| Rash   | Very common              | Very common                     |
| Dermatitis acneiform                                       | Very common              | Common                          |
| Erythema   | Common                   | Common                          |
| Actinic keratosis  | Common                   | Common                          |
| Night sweats   | Common                   | Common                          |
| Hyperkeratosis   | Common                   | Common                          |
| Alopecia   | Common                   | Common                          |
| Palmar-plantar erythrodysesthesia syndrome                 | Common                   | Common                          |
| Skin lesion  | Common                   | Common                          |
| Hyperhidrosis  | Common                   | Common                          |
| Skin fissures  | Common                   | Common                          |
| Panniculitis   | Common                   | Common                          |
| **Photosensitivity   | Common                   | Common                          |
| <b>Musculoskeletal and connective tissue disorders</b>     |                          |                                 |
| Arthralgia   | Very common              | Very common                     |
| Myalgia  | Very common              | Very common                     |
| Pain in extremity  | Very common              | Very common                     |
| Muscle spasms  | Common                   | Common                          |
| Blood creatine phosphokinase increased                     | Common                   | Common                          |
| Rhabdomyolysis   | NR                       | Uncommon                        |
| <b>Renal disorders</b>                                     |                          |                                 |
| Renal failure  | Uncommon                 | Common                          |
| Nephritis  | Uncommon                 | Uncommon                        |
| Renal failure acute  | NR                       | Uncommon                        |
| <b>General disorders and administration site disorders</b> |                          |                                 |
| Fatigue  | Very common              | Very common                     |
| Oedema peripheral  | Very common              | Very common                     |
| Pyrexia  | Very common              | Very common                     |
| Chills   | Very common              | Very common                     |
| Asthenia   | Very common              | Very common                     |
| Mucosal inflammation                                       | Common                   | Common                          |

# NEW ZEALAND DATA SHEET

## MEKINIST® TABLETS

*trametinib dimethyl sulfoxide*

| Adverse event          | Frequency classification |                                 |
|------------------------|--------------------------|---------------------------------|
|                        | COMBI-d<br>N=209         | COMBI-d and<br>COMBI-v<br>N=559 |
| Influenza-like illness | Common                   | Common                          |
| Face oedema            | Common                   | Common                          |

NR = Not reported

\* The majority of bleeding events were mild. Major events, defined as symptomatic bleeding in a critical area or organ, and fatal intracranial haemorrhages have been reported

\*\* Photosensitivity cases were also observed in post-marketing experience. All cases reported in the COMBI-d and COMBI-v clinical trials were Grade 1 and no dose modification was required

**Table 10 Treatment Emergent Abnormalities in Liver Function Tests Occurring in Patients Treated With MEKINIST in Combination with Dabrafenib in unresectable or metastatic melanoma**

| Test                   | Dabrafenib 150 mg BID<br>Monotherapy<br>(N = 53) |   |   | MEKINIST 1mg QD<br>Combination<br>(N = 54) |   |   | MEKINIST 2mg QD<br>Combination<br>(N = 55) |   |   |
|------------------------|--|---|---|--|---|---|--|---|---|
|                        | Grade  |   |   | Grade                                      |   |   | Grade                                      |   |   |
|                        | All grades <sup>a</sup>                          | 3 | 4 | All grades <sup>a</sup>                    | 3 | 4 | All grades <sup>a</sup>                    | 3 | 4 |
| Increased ALP          | 26   | 2 | 0 | 67   | 6 | 0 | 60   | 2 | 0 |
| Increased AST          | 15   | 0 | 0 | 54   | 0 | 0 | 60   | 5 | 0 |
| Increased ALT          | 11   | 0 | 0 | 35   | 4 | 0 | 42   | 4 | 0 |
| Hyperbilirubinemi<br>a | 0  | 0 | 0 | 7  | 4 | 0 | 15   | 0 | 0 |

<sup>a</sup> No Grade 4 events were reported in dabrafenib arm.

ALP = alkaline phosphatase; AST= aspartate transaminase; ALT = alanine transaminase

### *Metastatic melanoma patients with brain metastases*

The safety profile observed in study BRF117277/DRB436B2204 (COMBI-MB) in metastatic melanoma patients with brain metastases is consistent with the safety profile of Mekinist in combination with Tafinlar in unresectable or metastatic melanoma (see also section 5.1, Pharmacodynamic Properties - Clinical Trials).

### **Adjuvant treatment of melanoma**

#### **MEKINIST in combination with dabrafenib**

The safety of MEKINIST in combination with Tafinlar was evaluated in a Phase III, randomised, double-blind study of MEKINIST in combination with Tafinlar versus two placebos in the adjuvant treatment of Stage III BRAF V600 mutation-positive melanoma after surgical resection (see section 5.1).

In the MEKINIST 2 mg once daily and Tafinlar 150 mg twice daily arm, the most common adverse reactions ( $\geq 20\%$ ) were pyrexia, fatigue, nausea, headache, rash, chills, diarrhoea, vomiting, and arthralgia.

Table 11 lists the adverse drug reactions in study BRF115532 (COMBI-AD) occurring at an incidence  $\geq 10\%$  for all grade adverse reactions or at an incidence  $\geq 2\%$  for Grade 3 and Grade

# NEW ZEALAND DATA SHEET

## MEKINIST® TABLETS

*trametinib dimethyl sulfoxide*

4 adverse drug reactions or adverse events that are medically significant in the MEKINIST in combination with TAFINLAR arm.

Adverse drug reactions are listed by MedDRA system organ class. Within each system organ class, the adverse drug reactions are ranked by frequency, with the most frequent adverse drug reactions first. In addition, the corresponding frequency category for each adverse drug reaction is based on the following convention (CIOMS III):

|             |                             |
|-------------|-----------------------------|
| Very common | ≥ 1 in 10                   |
| Common      | ≥ 1 in 100 and < 1 in 10    |
| Uncommon    | ≥ 1 in 1,000 and < 1 in 100 |
| Rare        | ≥ 1/10,000 to < 1/1,000     |
| Very rare   | < 1/10,000                  |

**Table 11 Adjuvant treatment of melanoma - Adverse drug reactions for MEKINIST in combination with Tafinlar versus placebo**

| Adverse drug reactions                                  | MEKINIST in combination with Tafinlar<br>N=435<br>% |           | Placebo<br>N=432<br>% |           | Frequency category<br>(combination arm, all grades) |
|---|---|-----------|-----------------------|-----------|---|
|   | All Grades  | Grade 3/4 | All Grades            | Grade 3/4 |   |
| <b>Infections and infestations</b>                      |   |           |                       |           |   |
| Nasopharyngitis <sup>1</sup>                            | 12  | <1        | 12                    | NR        | Very common   |
| <b>Blood and lymphatic system disorders</b>             |   |           |                       |           |   |
| Neutropenia <sup>2</sup>                                | 10  | 5         | <1                    | NR        | Very common   |
| <b>Metabolism and nutrition disorders</b>               |   |           |                       |           |   |
| Decreased appetite                                      | 11  | <1        | 6                     | NR        | Very common   |
| <b>Nervous system disorders</b>                         |   |           |                       |           |   |
| Headache <sup>3</sup>                                   | 39  | 1         | 24                    | NR        | Very common   |
| Dizziness <sup>4</sup>                                  | 11  | <1        | 10                    | NR        | Very common   |
| <b>Eye disorders</b>                                    |   |           |                       |           |   |
| Uveitis   | 1   | <1        | <1                    | NR        | Common  |
| Chorioretinopathy <sup>5</sup>                          | 1   | <1        | <1                    | NR        | Common  |
| Retinal detachment <sup>6</sup>                         | 1   | <1        | <1                    | NR        | Common  |
| <b>Vascular disorders</b>                               |   |           |                       |           |   |
| Haemorrhage <sup>7</sup>                                | 15  | <1        | 4                     | <1        | Very common   |
| Hypertension <sup>8</sup>                               | 11  | 6         | 8                     | 2         | Very common   |
| <b>Respiratory, thoracic, and mediastinal disorders</b> |   |           |                       |           |   |
| Cough <sup>9</sup>                                      | 17  | NR        | 8                     | NR        | Very common   |
| <b>Gastrointestinal disorders</b>                       |   |           |                       |           |   |
| Nausea  | 40  | <1        | 20                    | NR        | Very common   |
| Diarrhoea   | 33  | <1        | 15                    | <1        | Very common   |
| Vomiting  | 28  | <1        | 10                    | NR        | Very common   |
| Abdominal pain <sup>10</sup>                            | 16  | <1        | 11                    | <1        | Very common   |
| Constipation  | 12  | NR        | 6                     | NR        | Very common   |
| <b>Skin and subcutaneous tissue disorders</b>           |   |           |                       |           |   |
| Rash <sup>11</sup>                                      | 37  | <1        | 16                    | <1        | Very common   |
| Dry skin <sup>12</sup>                                  | 14  | NR        | 9                     | NR        | Very common   |
| Dermatitis acneiform                                    | 12  | <1        | 2                     | NR        | Very common   |

# NEW ZEALAND DATA SHEET

## MEKINIST® TABLETS

*trametinib dimethyl sulfoxide*

| Adverse drug reactions                                      | MEKINIST in combination with Tafinlar<br>N=435<br>%  |           | Placebo<br>N=432<br>% |           | Frequency category<br>(combination arm, all grades) |
|---|--|-----------|-----------------------|-----------|---|
|   | All Grades   | Grade 3/4 | All Grades            | Grade 3/4 |   |
| Erythema <sup>13</sup>                                      | 12   | NR        | 3                     | NR        | Very common   |
| Pruritus <sup>14</sup>                                      | 11   | <1        | 10                    | NR        | Very common   |
| Palmar-plantar erythrodysesthesia syndrome                  | 6  | <1        | 1                     | <1        | Common  |
| <b>Musculoskeletal and connective tissue disorders</b>      |  |           |                       |           |   |
| Arthralgia  | 28   | <1        | 14                    | NR        | Very common   |
| Myalgia <sup>15</sup>                                       | 20   | <1        | 14                    | NR        | Very common   |
| Pain in extremity   | 14   | <1        | 9                     | NR        | Very common   |
| Muscle spasms <sup>16</sup>                                 | 11   | NR        | 4                     | NR        | Very common   |
| Rhabdomyolysis  | <1   | <1        | NR                    | NR        | Uncommon  |
| <b>Renal and urinary disorders</b>                          |  |           |                       |           |   |
| Renal failure   | <1   | NR        | NR                    | NR        | Uncommon  |
| <b>General disorders and administration site conditions</b> |  |           |                       |           |   |
| Pyrexia <sup>17</sup>                                       | 63   | 5         | 11                    | <1        | Very common   |
| Fatigue <sup>18</sup>                                       | 59   | 5         | 37                    | <1        | Very common   |
| Chills  | 37   | 1         | 4                     | NR        | Very common   |
| Oedema peripheral <sup>19</sup>                             | 16   | <1        | 6                     | NR        | Very common   |
| Influenza-like illness                                      | 15   | <1        | 7                     | NR        | Very common   |
| <b>Investigations</b>                                       |  |           |                       |           |   |
| Alanine aminotransferase increased <sup>20</sup>            | 17   | 4         | 2                     | <1        | Very common   |
| Aspartate aminotransferase increased <sup>21</sup>          | 16   | 4         | 2                     | <1        | Very common   |
| Alkaline phosphatase increased                              | 7  | <1        | <1                    | <1        | Common  |
| Ejection fraction decreased                                 | 5  | NR        | 2                     | <1        | Common  |
| <sup>1</sup>  | <i>Nasopharyngitis also includes pharyngitis</i>   |           |                       |           |   |
| <sup>2</sup>  | <i>Neutropenia also includes febrile neutropenia and cases of neutrophil count decreased that met the criteria for neutropenia</i>   |           |                       |           |   |
| <sup>3</sup>  | <i>Headache also includes tension headache</i>   |           |                       |           |   |
| <sup>4</sup>  | <i>Dizziness also includes vertigo</i>   |           |                       |           |   |
| <sup>5</sup>  | <i>Chorioretinopathy also includes chorioretinal disorder</i>  |           |                       |           |   |
| <sup>6</sup>  | <i>Retinal detachment also includes detachment of macular retinal pigment epithelium and detachment of retinal pigment epithelium</i>  |           |                       |           |   |
| <sup>7</sup>  | <i>Haemorrhage includes a comprehensive list of hundreds of event terms that capture bleeding events</i>   |           |                       |           |   |
| <sup>8</sup>  | <i>Hypertension also includes hypertensive crisis</i>  |           |                       |           |   |
| <sup>9</sup>  | <i>Cough also includes productive cough</i>  |           |                       |           |   |
| <sup>10</sup>   | <i>Abdominal pain also includes abdominal pain upper and abdominal pain lower</i>  |           |                       |           |   |
| <sup>11</sup>   | <i>Rash also includes rash maculo-papular, rash macular, rash generalised, rash erythematous, rash papular, rash pruritic, nodular rash, rash vesicular, and rash pustular</i> |           |                       |           |   |
| <sup>12</sup>   | <i>Dry skin also includes xerosis and xeroderma</i>  |           |                       |           |   |
| <sup>13</sup>   | <i>Erythema also includes generalised erythema</i>   |           |                       |           |   |
| <sup>14</sup>   | <i>Pruritus also includes pruritus generalised and pruritus genital</i>  |           |                       |           |   |
| <sup>15</sup>   | <i>Myalgia also includes musculoskeletal pain and musculoskeletal chest pain</i>   |           |                       |           |   |
| <sup>16</sup>   | <i>Muscle spasms also includes musculoskeletal stiffness</i>   |           |                       |           |   |
| <sup>17</sup>   | <i>Pyrexia also includes hyperpyrexia</i>  |           |                       |           |   |
| <sup>18</sup>   | <i>Fatigue also includes asthenia and malaise</i>  |           |                       |           |   |
| <sup>19</sup>   | <i>Oedema peripheral also includes peripheral swelling</i>   |           |                       |           |   |
| <sup>20</sup>   | <i>Alanine aminotransferase increased also includes hepatic enzyme increased, liver function test increased, liver function test abnormal, and hypertransaminasaemia</i>       |           |                       |           |   |

# NEW ZEALAND DATA SHEET

## MEKINIST® TABLETS

*trametinib dimethyl sulfoxide*

| Adverse drug reactions   | MEKINIST in combination with Tafinlar<br>N=435<br>% |           | Placebo<br>N=432<br>% |           | Frequency category<br>(combination arm, all grades) |
|--|---|-----------|-----------------------|-----------|---|
|  | All Grades  | Grade 3/4 | All Grades            | Grade 3/4 |   |
| <sup>21</sup> <i>Aspartate aminotransferase increased also includes hepatic enzyme increased, liver function test increased, liver function test abnormal, and hypertransaminasaemia</i><br>NR: not reported |   |           |                       |           |   |

### Locally advanced or metastatic anaplastic thyroid cancer

#### MEKINIST in combination with TAFINLAR

The efficacy and safety of MEKINIST in combination with Tafinlar was studied in a Phase II, nine-cohort, multicentre, non-randomised, open-label study in patients with rare cancers with the BRAF V600E mutation, including locally advanced or metastatic ATC (see section 5.1 Clinical Trials).

The 'All Treated Patients (ATS)' population was the primary safety population for the study and includes all patients who received at least one dose of MEKINIST or TAFINLAR from all the histologic cohorts. The safety profiles in the ATS population and in the ATC cohort are consistent.

At the time of safety analysis, the most common adverse events ( $\geq 20\%$ ) reported for MEKINIST in combination with Tafinlar in the ATS population were fatigue, pyrexia, rash, nausea, chills, vomiting, cough, and headache.

Table 12 lists the adverse drug reactions for MEKINIST in combination with Tafinlar occurring at an incidence  $\geq 10\%$  for all grade adverse drug reactions or at an incidence  $\geq 2\%$  for Grade 3 and Grade 4 adverse drug reactions or events which are medically significant in Study BRF117019.

Adverse drug reactions are listed by MedDRA system organ class. Within each system organ class, the adverse drug reactions are ranked by frequency, with the most frequent adverse drug reactions first. In addition, the corresponding frequency category for each adverse drug reaction is based on the following convention (CIOMS III):

|             |                                    |
|-------------|------------------------------------|
| Very common | $\geq 1$ in 10                     |
| Common      | $\geq 1$ in 100 and $< 1$ in 10    |
| Uncommon    | $\geq 1$ in 1,000 and $< 1$ in 100 |
| Rare        | $\geq 1/10,000$ to $< 1/1,000$     |
| Very rare   | $< 1/10,000$ .                     |

**Table 12 Anaplastic Thyroid Cancer - Adverse drug reactions for MEKINIST in combination with Tafinlar in the All Treated Patients (ATS) population**

| Adverse drug reactions                      | MEKINIST in combination with Tafinlar |                            |                    |
|---|---------------------------------------|----------------------------|--------------------|
|   | All grades<br>n = 100<br>%            | Grades 3/4<br>n = 100<br>% | Frequency category |
| <b>Blood and lymphatic system disorders</b> |                                       |                            |                    |
| Neutropenia <sup>1)</sup>                   | 15                                    | 6                          | Very common        |
| Anaemia                                     | 14                                    | 2                          | Very common        |
| Leukopenia <sup>2)</sup>                    | 13                                    | NR                         | Very common        |
| <b>Metabolism and nutrition disorders</b>   |                                       |                            |                    |
| Hyperglycaemia                              | 12                                    | 3                          | Very common        |
| Decreased appetite                          | 11                                    | NR                         | Very common        |

# NEW ZEALAND DATA SHEET

## MEKINIST® TABLETS

*trametinib dimethyl sulfoxide*

| Adverse drug reactions                                      | MEKINIST in combination with Tafinlar |                            |                       |
|---|---------------------------------------|----------------------------|-----------------------|
|   | All grades<br>n = 100<br>%            | Grades 3/4<br>n = 100<br>% | Frequency<br>category |
| Hypophosphataemia   | 6                                     | 3                          | Common                |
| Hyponatremia  | 3                                     | 3                          | Common                |
| <b>Nervous system disorders</b>                             |                                       |                            |                       |
| Headache  | 20                                    | 2                          | Very common           |
| Dizziness <sup>3)</sup>                                     | 13                                    | NR                         | Very common           |
| <b>Eye disorders</b>  |                                       |                            |                       |
| Detachment of retinal pigment epithelium                    | 1                                     | NR                         | Common                |
| <b>Vascular disorders</b>                                   |                                       |                            |                       |
| Haemorrhage <sup>4)</sup>                                   | 16                                    | NR                         | Very common           |
| Hypertension  | 4                                     | 2                          | Common                |
| <b>Respiratory, thoracic and mediastinal disorders</b>      |                                       |                            |                       |
| Cough <sup>5)</sup>   | 21                                    | NR                         | Very common           |
| <b>Gastrointestinal disorders</b>                           |                                       |                            |                       |
| Nausea  | 31                                    | 1                          | Very common           |
| Vomiting  | 22                                    | 1                          | Very common           |
| Diarrhoea   | 17                                    | 1                          | Very common           |
| Constipation  | 15                                    | NR                         | Very common           |
| Dry mouth   | 11                                    | NR                         | Very common           |
| <b>Skin and subcutaneous tissue disorders</b>               |                                       |                            |                       |
| Rash <sup>6)</sup>  | 31                                    | 4                          | Very common           |
| <b>Musculoskeletal and connective tissue disorders</b>      |                                       |                            |                       |
| Myalgia <sup>7)</sup>                                       | 11                                    | 1                          | Very common           |
| Arthralgia  | 11                                    | NR                         | Very common           |
| Rhabdomyolysis  | 1                                     | 1                          | Common                |
| <b>General disorders and administration site conditions</b> |                                       |                            |                       |
| Fatigue <sup>8)</sup>                                       | 45                                    | 5                          | Very common           |
| Pyrexia   | 35                                    | 4                          | Very common           |
| Chills  | 25                                    | 1                          | Very common           |
| Oedema <sup>9)</sup>  | 17                                    | NR                         | Very common           |
| <b>Investigations</b>                                       |                                       |                            |                       |
| Alanine aminotransferase increased                          | 13                                    | 3                          | Very common           |
| Aspartate aminotransferase increased                        | 12                                    | 2                          | Very common           |
| Blood alkaline phosphatase increased                        | 11                                    | 3                          | Very common           |
| Ejection fraction decreased                                 | 3                                     | 1                          | Common                |

<sup>1)</sup> Neutropenia includes neutropenia, neutrophil count decreased and febrile neutropenia. Neutrophil count decreased qualified as a neutropenia event.

<sup>2)</sup> Leukopenia includes leukopenia, white blood cell count decreased and lymphopenia.

<sup>3)</sup> Dizziness includes dizziness, vertigo and vertigo positional.

<sup>4)</sup> Haemorrhage includes haematuria, purpura, epistaxis, eye contusion, gingival bleeding, haemoptysis, melaena, petechiae, prothrombin time prolonged, rectal haemorrhage, retinal haemorrhage and vaginal haemorrhage.

<sup>5)</sup> Cough includes cough and productive cough.

<sup>6)</sup> Rash includes rash, rash maculo-papular, rash generalised and rash papular.

<sup>7)</sup> Myalgia includes myalgia and musculoskeletal pain.

<sup>8)</sup> Fatigue includes fatigue, asthenia and malaise.

<sup>9)</sup> Oedema includes oedema and peripheral oedema.

NR: not reported



# NEW ZEALAND DATA SHEET

## MEKINIST® TABLETS

*trametinib dimethyl sulfoxide*

### **Advanced non-small cell lung cancer**

#### **MEKINIST in combination with Tafinlar**

The safety of MEKINIST in combination with Tafinlar was evaluated in a Phase II, multicentre, multi-cohort, non-randomised, open-label study of patients with BRAF V600E mutation positive metastatic NSCLC (see section 5.1).

In the MEKINIST 2 mg orally once daily and Tafinlar 150 mg orally twice daily arms (Cohorts B and C) the most common adverse events ( $\geq 20\%$ ) reported for MEKINIST and Tafinlar combination therapy were pyrexia, nausea, vomiting, peripheral oedema, diarrhoea, decreased appetite, asthenia, dry skin, chills, cough, fatigue, rash, and dyspnoea.

Table 13 lists the adverse drug reactions for MEKINIST in combination with Tafinlar occurring at an incidence  $\geq 10\%$  for all adverse drug reactions or at an incidence  $\geq 2\%$  for Grade 3 and Grade 4 adverse drug reactions or events which are medically significant in Cohorts B and C of study BRF113928.

Adverse drug reactions are listed by MedDRA system organ class. Within each system organ class, the adverse drug reactions are ranked by frequency, with the most frequent adverse drug reactions first. In addition, the corresponding frequency category for each adverse drug reaction is based on the following convention (CIOMS III): very common ( $\geq 1/10$ ); common ( $\geq 1/100$  to  $< 1/10$ ); uncommon ( $\geq 1/1,000$  to  $< 1/100$ ); rare ( $\geq 1/10,000$  to  $< 1/1,000$ ); very rare ( $< 1/10,000$ ).

**Table 13 Advanced NSCLC - Adverse drug reactions for MEKINIST in combination with Tafinlar**

| Adverse drug reactions  | MEKINIST in combination with Tafinlar |                           |                       |
|---|---------------------------------------|---------------------------|-----------------------|
|   | All grades<br>n = 93<br>%             | Grades 3/4<br>n = 93<br>% | Frequency<br>category |
| <b>Neoplasms benign, malignant and unspecified (including cysts and polyps)</b> |                                       |                           |                       |
| Cutaneous squamous cell carcinoma   | 3                                     | 2                         | Common                |
| <b>Blood and lymphatic system disorders</b>                                     |                                       |                           |                       |
| Neutropenia <sup>1)</sup>   | 15                                    | 8                         | Very common           |
| Leukopenia  | 6                                     | 2                         | Common                |
| <b>Metabolism and nutrition disorders</b>                                       |                                       |                           |                       |
| Hyponatraemia   | 14                                    | 9                         | Very common           |
| Dehydration   | 8                                     | 3                         | Common                |
| <b>Eye disorders</b>  |                                       |                           |                       |
| Detachment of retina/retinal pigment epithelium                                 | 2                                     | NR                        | Common                |
| <b>Nervous system disorders</b>   |                                       |                           |                       |
| Headache  | 16                                    | NR                        | Very common           |
| Dizziness   | 14                                    | NR                        | Very common           |
| <b>Cardiac disorders</b>  |                                       |                           |                       |
| Ejection fraction decreased   | 9                                     | 4                         | Common                |
| <b>Vascular disorders</b>   |                                       |                           |                       |
| Haemorrhage <sup>2)</sup>   | 26                                    | 3                         | Very common           |
| Hypotension   | 15                                    | 2                         | Very common           |
| Hypertension  | 8                                     | 6                         | Common                |
| Pulmonary embolism  | 4                                     | 2                         | Common                |
| <b>Gastrointestinal disorders</b>   |                                       |                           |                       |
| Nausea  | 46                                    | NR                        | Very common           |
| Vomiting  | 37                                    | 3                         | Very common           |

# NEW ZEALAND DATA SHEET

## MEKINIST® TABLETS

*trametinib dimethyl sulfoxide*

| Adverse drug reactions                                     | MEKINIST in combination with Tafinlar |                           |                       |
|--|---------------------------------------|---------------------------|-----------------------|
|  | All grades<br>n = 93<br>%             | Grades 3/4<br>n = 93<br>% | Frequency<br>category |
| Diarrhoea  | 33                                    | 2                         | Very common           |
| Decreased appetite   | 28                                    | NR                        | Very common           |
| Constipation   | 16                                    | NR                        | Very common           |
| Pancreatitis acute   | 1                                     | NR                        | Common                |
| <b>Skin and subcutaneous tissue disorders</b>              |                                       |                           |                       |
| Erythema   | 10                                    | NR                        | Very common           |
| Dry skin   | 32                                    | 1                         | Very common           |
| Rash <sup>3)</sup>   | 31                                    | 3                         | Very common           |
| Pruritus <sup>4)</sup>                                     | 15                                    | 2                         | Very common           |
| Hyperkeratosis <sup>5)</sup>                               | 13                                    | 1                         | Very common           |
| <b>Musculoskeletal and connective tissue disorders</b>     |                                       |                           |                       |
| Muscle spasms  | 10                                    | NR                        | Very common           |
| Arthralgia   | 16                                    | NR                        | Very common           |
| Myalgia  | 13                                    | NR                        | Very common           |
| <b>Renal and urinary disorders</b>                         |                                       |                           |                       |
| Renal failure  | 3                                     | 1                         | Common                |
| Tubulointerstitial nephritis                               | 2                                     | 2                         | Common                |
| <b>General disorders and administration site disorders</b> |                                       |                           |                       |
| Pyrexia  | 55                                    | 5                         | Very common           |
| Asthenia <sup>6)</sup>                                     | 47                                    | 6                         | Very common           |
| Oedema <sup>7)</sup>                                       | 35                                    | NR                        | Very common           |
| Chills   | 24                                    | 1                         | Very common           |
| <b>Investigations</b>                                      |                                       |                           |                       |
| Blood alkaline phosphatase increased                       | 12                                    | NR                        | Very common           |
| Aspartate aminotransferase increased                       | 11                                    | 2                         | Very common           |
| Alanine aminotransferase increased                         | 10                                    | 4                         | Very common           |

<sup>1)</sup> Neutropenia includes neutropenia and neutrophil count decreased. Neutrophil count decreased qualified as a neutropenia event.

<sup>2)</sup> Haemorrhage includes cases of haemoptysis, haematoma, epistaxis, purpura, haematuria, subarachnoid haemorrhage, gastric haemorrhage, urinary bladder haemorrhage, contusion, haematochezia, injection site haemorrhage, melaena, and pulmonary and retroperitoneal haemorrhage.

<sup>3)</sup> Rash includes rash, rash generalised, rash papular, rash macular, rash maculo-papular, and rash pustular.

<sup>4)</sup> Pruritus includes pruritus, pruritus generalised, and eye pruritus.

<sup>5)</sup> Hyperkeratosis includes hyperkeratosis, actinic keratosis, seborrhoeic keratosis, and keratosis pilaris.

<sup>6)</sup> Asthenia also includes fatigue and malaise.

<sup>7)</sup> Oedema includes generalised oedema and peripheral oedema.

NR: Not Reported

### Post-marketing experience and pooled clinical trials

The following adverse reactions have been derived from post-marketing experience including spontaneous case reports with MEKINIST monotherapy or in combination with Tafinlar. Because post-marketing adverse reactions are reported from a population of uncertain size, it is not always possible to reliably estimate their frequency. Where applicable, these frequencies have been calculated from the pooled clinical trials across indications. Adverse reactions are listed according to system organ classes in MedDRA.

# NEW ZEALAND DATA SHEET

## MEKINIST® TABLETS

*trametinib dimethyl sulfoxide*

**Table 14 Adverse reactions from post-marketing experience and pooled clinical trials across indications**

| Adverse reaction                           | Combination frequency | Monotherapy frequency |
|--|-----------------------|-----------------------|
| <i>Cardiac disorders</i>                   |                       |                       |
| Atrioventricular block <sup>1</sup>        | Uncommon              | Not known             |
| Bundle branch block <sup>2</sup>           | Rare                  | Not known             |
| <i>Vascular disorders</i>                  |                       |                       |
| Venous thrombo-embolism (VTE) <sup>3</sup> | Common                |                       |
| <i>Immune system disorders</i>             |                       |                       |
| Sarcoidosis                                | Uncommon              |                       |
| Haemophagocytic lymphohistiocytosis        | Not known             |                       |

<sup>1</sup> Atrioventricular block includes atrioventricular block, atrioventricular block first degree, atrioventricular block second degree and atrioventricular block complete.

<sup>2</sup> Bundle branch block includes bundle branch block, bundle branch block right and bundle branch block left.

<sup>3</sup> VTE includes pulmonary embolism, deep vein thrombosis, embolism and venous thrombosis.

### Special Populations

#### *Patients ≥ 65 years of age*

In the phase III study with MEKINIST in patients with unresectable or metastatic melanoma (n = 211), 49 patients (23%) were ≥ 65 years of age, and 9 patients (4%) were ≥ 75 years of age. The proportion of subjects experiencing adverse events (AE) and serious adverse events (SAE) was similar in the subjects aged < 65 years and those aged ≥ 65 years. Patients ≥ 65 years were more likely to experience AEs leading to permanent discontinuation of study drug, dose reduction and dose interruption than those < 65 years.

In the phase I/II study of MEKINIST in combination with dabrafenib in patients with unresectable or metastatic melanoma (n = 202), 42 patients (21%) were ≥ 65 years of age, and 12 patients (6%) were ≥ 75 years of age. The proportion of subjects experiencing AEs was similar in the subjects aged < 65 years and those aged ≥ 65 years. Patients ≥ 65 years were more likely to experience SAEs, fatal SAEs and AEs leading to permanent discontinuation of study drug, dose reduction and dose interruption than those < 65 years.

### Reporting of suspected adverse reactions

The reporting suspected adverse reactions after the authorisation of the medicine is important. It allows for continued monitoring of the benefit/risk balance of the medicine. Healthcare professionals are asked to report any suspected adverse reactions to Medsafe via the following web site: <https://nzphvc.otago.ac.nz/reporting/>.

## 4.9 Overdose

There were no cases of MEKINIST dose above 4 mg once daily reported from the clinical trials. Doses of up to 4 mg orally once daily, and loading doses of 10 mg orally once daily administered on two consecutive days have been evaluated in clinical trials.

### Treatment

There is no specific treatment for an overdose of MEKINIST. If overdose occurs, the patient should be treated supportively with appropriate monitoring as necessary. Haemodialysis is not expected

# NEW ZEALAND DATA SHEET

## MEKINIST® TABLETS

*trametinib dimethyl sulfoxide*

to enhance the elimination as MEKINIST is highly bound to plasma proteins. Further management should be as clinically indicated.

For advice on the management of overdose, please contact the National Poisons Centre on 0800 764 766.

### 5. PHARMACOLOGICAL PROPERTIES

#### 5.1 Pharmacodynamic properties

Pharmacotherapeutic group: Mitogen-activated protein kinase (MEK) inhibitors

Anatomical Therapeutic Chemical (ATC) code: L01EE01

##### Mechanism of Action

##### *MEKINIST monotherapy – Melanoma, ATC, and NSCLC*

Trametinib (MEKINIST) is a reversible allosteric inhibitor of mitogen-activated extracellular signal regulated kinase 1 (MEK1) and 2 (MEK2) activation and kinase activity. MEK proteins are critical components of the extracellular signal-regulated kinase (ERK) pathway. In melanoma and other cancers, this pathway is often activated by mutated forms of BRAF which activates MEK and stimulates tumour cell growth. Trametinib inhibits activation of MEK by BRAF and inhibits MEK kinase activity. Trametinib inhibits growth of BRAF V600 mutant melanoma, ATC, and NSCLC cell lines *in vitro* and demonstrates anti-tumour effects in BRAF V600 mutant melanoma xenograft models.

##### *MEKINIST in combination with dabrafenib – Melanoma, ATC, and NSCLC*

Dabrafenib is an ATP-competitive inhibitor of BRAF V600 mutant kinases and wild type BRAF and CRAF kinases. Mutations in BRAF lead to constitutive activation of the RAS/RAF/MEK/ERK pathway and stimulation of tumour cell growth. Dabrafenib and trametinib inhibit two critical kinases in this pathway, BRAF and MEK, and the combination provides concomitant inhibition of the pathway. Combination of dabrafenib with trametinib is synergistic in BRAF V600 mutation positive melanoma, ATC, and NSCLC cell lines *in vitro* and delays the emergence of resistance *in vivo* in BRAF V600 mutation positive melanoma xenografts.

##### Pharmacodynamic Effects

Trametinib suppressed levels of phosphorylated ERK, in BRAF mutant melanoma tumour cell lines and melanoma xenograft models.

In patients with BRAF mutant melanoma, administration of trametinib resulted in dose-dependent changes in tumour biomarkers including inhibition of phosphorylated ERK, inhibition of Ki67 (a marker of cell proliferation), and increases in p27 (a marker of apoptosis). The mean trametinib concentrations observed following repeat dose administration of 2 mg once daily exceeds the preclinical target concentration over the 24-hour dosing interval, thereby providing sustained inhibition of the MEK pathway.

### CLINICAL TRIALS

#### Determination of BRAF mutation status

In the Phase II and III clinical trials, screening for eligibility required central testing for BRAF V600 mutation using a BRAF mutation assay conducted on the most recent tumour sample available. Primary tumour or tumour from a metastatic site was tested with an investigational use only assay (IUO) developed by Response Genetics Inc. (RGI). The RGI IUO is an allele-specific polymerase chain reaction (PCR) assay performed on DNA extracted from formalin-fixed paraffin-embedded (FFPE) tumour tissue. The assay was specifically designed to differentiate between the V600E and V600K mutations.

# NEW ZEALAND DATA SHEET

## MEKINIST® TABLETS

*trametinib dimethyl sulfoxide*

Only subjects with BRAF V600E or V600K mutation positive tumours were eligible for study participation.

Unresectable or metastatic melanoma

MEKINIST monotherapy

*Open Label Studies*

### **MEK114267**

The efficacy and safety of MEKINIST in patients with BRAF mutant unresectable or metastatic melanoma (V600E and V600K) were evaluated in this randomised open label study. Measurement of patients BRAF V600 mutation status was required. Screening included central testing of BRAF mutation (V600E and V600K) using a BRAF mutation assay conducted on the most recent tumour sample available.

Patients (N = 322) who were treatment naïve or may have received one prior chemotherapy treatment in the metastatic setting [Intent to Treat (ITT) population] were randomised 2:1 to receive MEKINIST 2 mg once daily or chemotherapy (dacarbazine 1000 mg/m<sup>2</sup> every 3 weeks or paclitaxel 175 mg/m<sup>2</sup> every 3 weeks). Treatment for all patients continued until disease progression, death or withdrawal.

The primary endpoint of the study was to evaluate the efficacy of MEKINIST compared to chemotherapy with respect to progression-free survival (PFS) in patients with advanced (unresectable or metastatic) BRAF V600E mutation-positive melanoma without a prior history of brain metastases (N = 273) which is considered the primary efficacy population (see Figure 1). The secondary endpoints were progression-free survival in the ITT population and overall survival (OS), overall response rate (ORR), and duration of response in the primary efficacy population and ITT population. Patients in the chemotherapy arm were allowed to cross-over to the MEKINIST arm after independent confirmation of progression. A total of 51 (47%) of patients with confirmed disease progression in the chemotherapy arm, crossed over to receive MEKINIST.

Baseline characteristics were balanced between treatment groups in the primary efficacy population and the ITT population. In the ITT population, the majority of patients were male (54%) and all were Caucasian (100%). The median age was 54 years (22% were ≥65 years), most patients (64%) had ECOG performance status of 0, and 11 patients (3%) had history of brain metastases. Most patients (87%) in the ITT population had BRAF V600E mutation and 12% of patients had BRAF V600K. Most patients (66%) received no prior chemotherapy for advanced or metastatic disease.

The efficacy results in the primary efficacy population were consistent with those in the ITT population; therefore, only the efficacy data for the ITT population are presented in Table 15. At the time of the data cut off, 51 patients (47%) on the chemotherapy arm had crossed over to the MEKINIST arm after disease progression. These patients are included in the OS analysis.

**Table 15 MEK114267 - Investigator-Assessed Efficacy Results (ITT Population)**

# NEW ZEALAND DATA SHEET

## MEKINIST® TABLETS

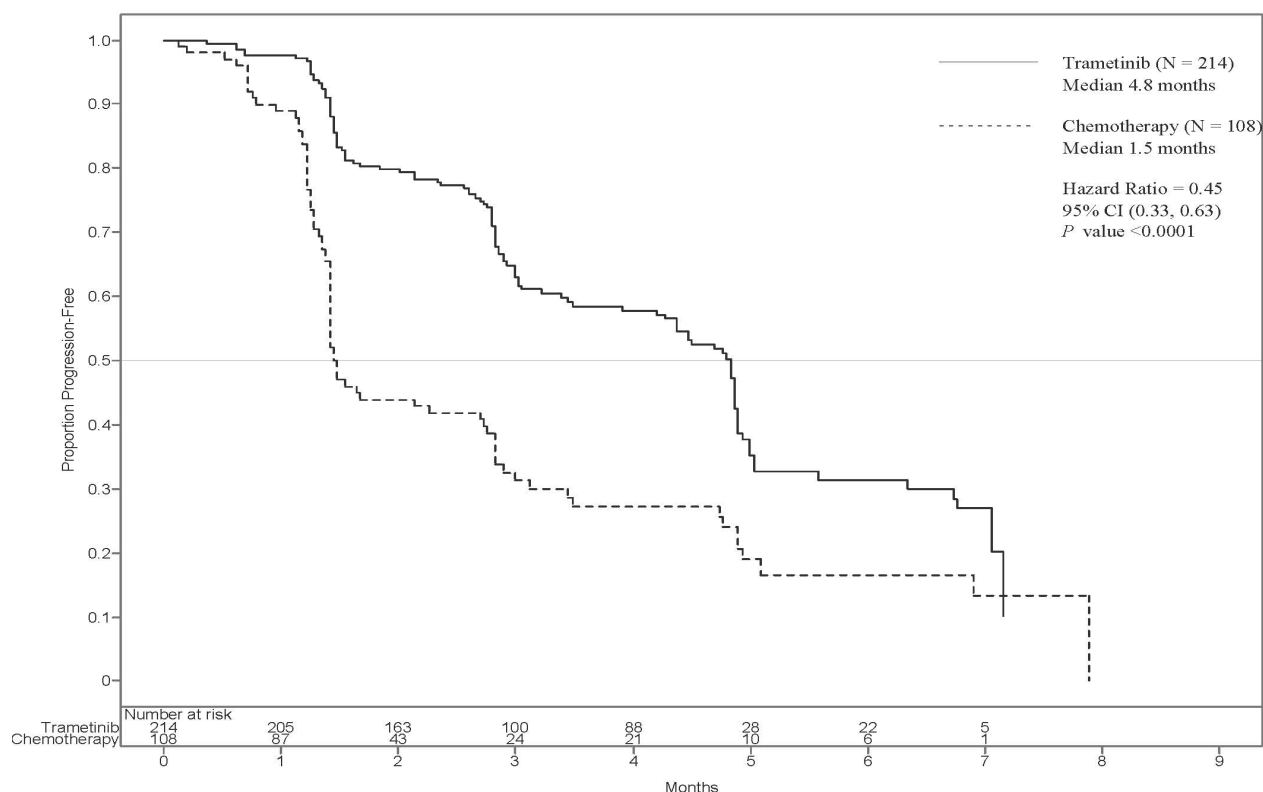
*trametinib dimethyl sulfoxide*

| Endpoint                               | MEKINIST<br>(N = 214) | Chemotherapy <sup>a</sup><br>(N = 108) |
|--|-----------------------|--|
| <b>Progression-Free Survival (PFS)</b> |                       |  |
| Median PFS (months)                    | 4.8                   | 1.5                                    |
| (95% CI)                               | (4.3, 4.9)            | (1.4, 2.7)                             |
| Hazard Ratio                           | 0.45                  |  |
| (95% CI)                               | (0.33, 0.63)          |  |
| P value                                | <0.0001               |  |
| <b>Overall Survival</b>                |                       |  |
| Died, n (%)                            | 35 (16)               | 29 (27)                                |
| Hazard Ratio                           | 0.54                  |  |
| (95% CI)                               | (0.32, 0.92)          |  |
| P value                                | 0.0136                |  |
| Survival at 6 months (%)               | 81                    | 67                                     |
| (95% CI)                               | (73, 86)              | (55, 77)                               |
| <b>Overall Response Rate (%)</b>       | 22                    | 8                                      |

ITT = Intent to treat; PFS = Progression-free survival; CI = Confidence interval.

<sup>a</sup> Chemotherapy included patients on dacarbazine (DTIC) 1000 mg/m<sup>2</sup> every 3 weeks or paclitaxel 175 mg/m<sup>2</sup> every 3 weeks.

**Figure 1 MEK114267 Investigator-Assessed Progression-Free Survival (ITT population)**



The PFS result was consistent in the subgroup of patients with V600K mutation positive melanoma (HR = 0.50; [95% CI: 0.18, 1.35], p=0.0788).

# NEW ZEALAND DATA SHEET

## MEKINIST® TABLETS

*trametinib dimethyl sulfoxide*

### ***MEK113583 – Phase II BRAF inhibitor pre-treatment study***

In single arm, multicentre, Phase II Study MEK113583, evaluated the objective response rate, safety and PK following oral daily dosing of MEKINIST at 2 mg QD in patients with BRAF V600E, V600K, or V600D mutation-positive metastatic melanoma, previously treated with or without a BRAF inhibitor (BRAFi). Patients were enrolled into two separate cohorts, defined by therapy received prior to MEKINIST: Cohort A- patients (n=40) had received prior treatment with a BRAF inhibitor (BRAFi). Cohort B- patients (n=57) were BRAFi-naïve and had received at least 1 prior chemotherapy or immunotherapy.

MEKINIST did not demonstrate clinical activity in Cohort A (patients who progressed on a prior BRAF inhibitor therapy in one of the cohorts, see section 4.1).

### **MEKINIST in combination with dabrafenib**

The efficacy and safety of the recommended dose of MEKINIST (2 mg once daily) in combination with TAFINLAR (dabrafenib 150 mg twice daily) for the treatment of adult patients with unresectable or metastatic melanoma with a BRAF V600 mutation was studied in two pivotal Phase III studies, MEK116513 and MEK115306.

### ***MEK116513 (COMBI-v)***

Study MEK116513 was a 2-arm, randomised, open-label, Phase III study comparing trametinib and dabrafenib combination therapy with vemurafenib monotherapy in BRAF V600 mutation-positive unresectable or metastatic melanoma. The primary endpoint of the study was overall survival (Figure 2), and the key secondary endpoint was PFS. Other secondary objectives included ORR, DoR, and safety. Patients were stratified by lactate dehydrogenase (LDH) level (> the upper limit of normal (ULN) versus ≤ ULN) and BRAF mutation (V600E versus V600K).

A total of 704 patients were randomised 1:1 to either the combination therapy arm (trametinib 2 mg once daily and dabrafenib 150 mg twice daily) or the vemurafenib monotherapy arm (960 mg twice daily). Most patients were white (>96%) and male (55%), with a median age of 55 years (24% were ≥ 65 years). The majority of subjects had Stage IV M1c disease (61%). Most subjects had LDH ≤ULN (67%), ECOG performance status of 0 (70%), and visceral disease (78%) at baseline. Overall, 54% of subjects had < 3 disease sites at Baseline. The majority of patients had a BRAF V600E mutation (89%).

An OS analysis at 5 years demonstrated continued benefit for the combination of dabrafenib and trametinib compared with vemurafenib monotherapy; the median OS for the combination arm was approximately 8 months longer than the median OS for vemurafenib monotherapy (26.0 months versus 17.8 months) with 5 year survival rates of 36% for the combination versus 23% for vemurafenib monotherapy (Table 16, Figure 2). The Kaplan-Meier OS curve appears to stabilise from 3 years to 5 years (see Figure 2). The 5-year overall survival rate was 46% (95% CI: 38.8, 52.0) in the combination arm versus 28% (95% CI: 22.5, 34.6) in the vemurafenib monotherapy arm for patients who had a normal lactate dehydrogenase level at baseline, and 16% (95% CI: 9.3, 23.3) in the combination arm versus 10% (95% CI: 5.1, 17.4) in the vemurafenib monotherapy arm for patients with an elevated lactate dehydrogenase level at baseline.

# NEW ZEALAND DATA SHEET

## MEKINIST® TABLETS

trametinib dimethyl sulfoxide

**Table 16 Overall Survival results for Study MEK116513 (COMBI-v)**

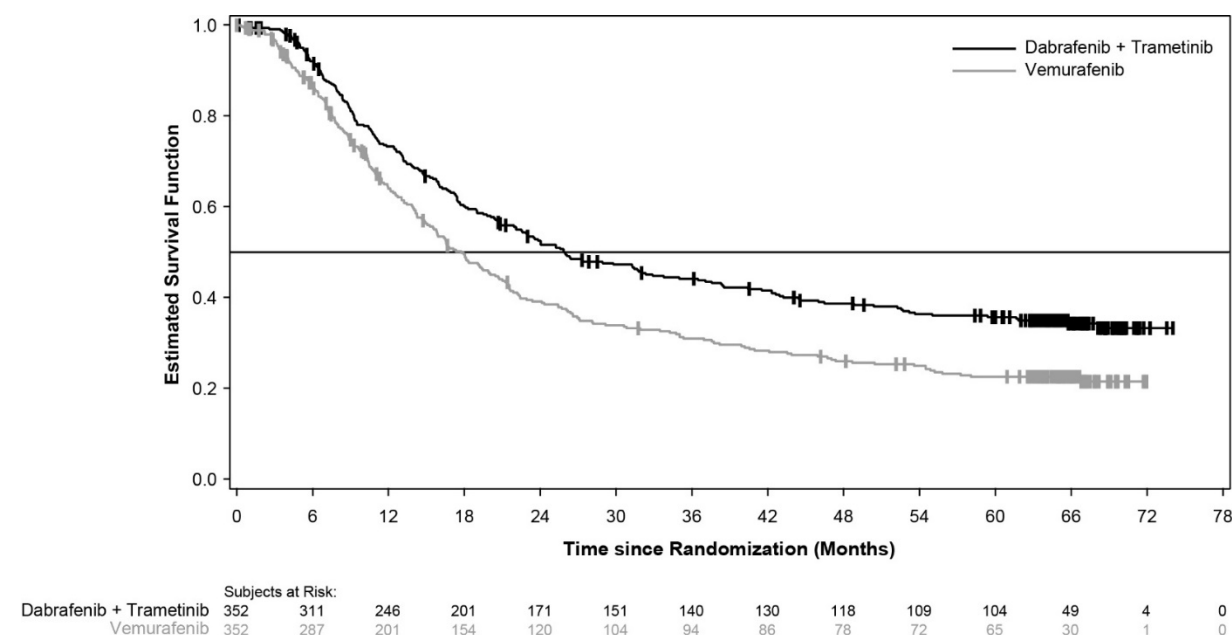
|  | OS analysis*                    |  | 3-year OS analysis*             |                            | 5-year OS analysis*             |                     |
|--|---------------------------------|--|---------------------------------|----------------------------|---------------------------------|---------------------|
|  | Dabrafenib + Trametinib (n=352) | Vemurafenib (n=352)                    | Dabrafenib + Trametinib (n=352) | Vemurafenib (n=352)        | Dabrafenib + Trametinib (n=352) | Vemurafenib (n=352) |
| <b>Number of patients</b>                    |                                 |  |                                 |                            |                                 |                     |
| Died (event), n (%)                          | 100 (28)                        | 122 (35)                               | 190 (54)                        | 224 (64)                   | 216 (61)                        | 246 (70)            |
| <b>Estimates of OS (months)</b>              |                                 |  |                                 |                            |                                 |                     |
| Median (95% CI)                              | NR (18.3, NR)                   | 17.2 (16.4, NR)                        | 26.1 (22.6, 35.1)               | 17.8 (15.6, 20.7)          | 26.0 (22.1, 33.8)               | 17.8 (15.6, 20.7)   |
| Adjusted hazard ratio (95% CI)               |                                 | 0.69 (0.53, 0.89)                      |                                 | 0.68 (0.56, 0.83)          |                                 | 0.70 (0.58, 0.84)   |
| p-value                                      |                                 | 0.005                                  |                                 | NA                         |                                 | NA                  |
| <b>Overall survival Estimate, % (95% CI)</b> |                                 | <b>Dabrafenib + Trametinib (n=352)</b> |                                 | <b>Vemurafenib (n=352)</b> |                                 |                     |
| At 1 year                                    |                                 | 72 (67, 77)                            |                                 | 65 (59, 70)                |                                 |                     |
| At 2 years                                   |                                 | 53 (47.1, 57.8)                        |                                 | 39 (33.8, 44.5)            |                                 |                     |
| At 3 years                                   |                                 | 44 (38.8, 49.4)                        |                                 | 31 (25.9, 36.2)            |                                 |                     |
| At 4 years                                   |                                 | 39 (33.4, 44.0)                        |                                 | 26 (21.3, 31.0)            |                                 |                     |
| At 5 years                                   |                                 | 36 (30.5, 40.9)                        |                                 | 23 (18.1, 27.4)            |                                 |                     |

NR = Not reached, NA = Not applicable

\* Primary OS analysis data cut-off: 17-Apr-2014, 3 year OS analysis data cut-off: 15-Jul-2016, 5 year data cut-off: 8-Oct-2018

Clinically meaningful improvements for the secondary endpoint of PFS were sustained over a 5 year timeframe in the combination arm compared to vemurafenib monotherapy. Clinically meaningful improvements were also observed for overall response rate (ORR) and a longer duration of response (DoR) was observed in the combination arm compared to vemurafenib monotherapy (Table 17).

**Figure 2 COMBI-v Kaplan-Meier Overall Survival Curves (ITT Population)**





# NEW ZEALAND DATA SHEET

## MEKINIST® TABLETS

*trametinib dimethyl sulfoxide*

**Table 17 Investigator-assessed efficacy results for MEK116513 (COMBI-v) study**

| Endpoint   | Primary Analysis*               |                     | 3-year analysis*                |                     | 5-year analysis*                |                     |
|--|---------------------------------|---------------------|---------------------------------|---------------------|---------------------------------|---------------------|
|  | Dabrafenib + Trametinib (n=352) | Vemurafenib (n=352) | Dabrafenib + Trametinib (n=352) | Vemurafenib (n=352) | Dabrafenib + Trametinib (n=352) | Vemurafenib (n=352) |
| <b>Investigator Assessed PFS</b>                               |                                 |                     |                                 |                     |                                 |                     |
| Progressive disease or death, n (%)                            | 166 (47)                        | 217 (62)            | 250 (71)                        | 257 (73)            | 257 (73)                        | 259 (74)            |
| Median, months (95% CI)  | 11.4 (9.9, 14.9)                | 7.3 (5.8, 7.8)      | 12.1 (9.7, 14.7)                | 7.3 (5.7, 7.8)      | 12.1 (9.7, 14.7)                | 7.3 (6.0, 8.1)      |
| Hazard Ratio (95% CI)  | 0.56 (0.46, 0.69)               |                     | 0.61 (0.51, 0.73)               |                     | 0.62 (0.52, 0.74)               |                     |
| P value  | <0.001                          |                     | NA                              |                     | NA                              |                     |
| Overall Response Rate (%) (95% CI)                             | 64 (59.1, 69.4)                 | 51 (46.1, 56.8)     | 67 (61.9, 71.9)                 | 53 (47.8, 58.4)     | 67 (62.2, 72.2)                 | 53 (47.2, 57.9)     |
| Difference in response rate (CR+PR), % (95% CI for difference) | 13 (5.7, 20.2)                  |                     | NA                              |                     | NA                              |                     |
| P value  | 0.0005                          |                     | NA                              |                     | NA                              |                     |
| <b>Duration of Response (months)</b>                           |                                 |                     |                                 |                     |                                 |                     |
| Median (95% CI)  | 13.8 (11.0, NR)                 | 7.5 (7.3, 9.3)      | 13.8 (11.3, 17.7)               | 7.9 (7.4, 9.3)      | 13.8 (11.3, 18.6)               | 8.5 (7.4, 9.3)      |

Primary analysis data cut-off: 17-Apr-2014, 3-year analysis data cut-off: 15-Feb-2016, 5-year analysis data cut-off: 8-Oct-2018  
PFS = Progression Free Survival; NR = Not reached; NA=Not applicable

### Randomised double-blind study

#### Trametinib with dabrafenib combination therapy study - MEK115306 (COMBI-d)

MEK115306 (COMBI-d) was a Phase III, randomised, double-blind study comparing the combination of trametinib and dabrafenib to dabrafenib and placebo as first-line therapy for subjects with unresectable (Stage IIIC) or metastatic (Stage IV) BRAF V600E/K mutation-positive cutaneous melanoma. The primary endpoint of the study was investigator assessed progression-free survival (PFS) with a key secondary endpoint of Overall Survival (OS) (Figure 3). Patients were stratified by lactate dehydrogenase (LDH) level (> the upper limit of normal (ULN) versus ≤ ULN) and BRAF mutation (V600E versus V600K).

A total of 423 subjects were randomised 1:1 to either the combination therapy arm (trametinib 2 mg once daily and dabrafenib 150 mg twice daily) (N = 211) or dabrafenib monotherapy arm (150 mg twice daily) (N = 212). Baseline characteristics were balanced between treatment groups. Males constituted 53 % of patients and the median age was 56 years; Majority of patients had an ECOG performance score of 0 (72 %) and had Stage IVM1c disease (66 %). Most patients had the BRAF V600E mutation (85 %); the remaining 15 % of patients had the BRAF V600K mutation. Patients with brain metastases were not included in the trial.

Median OS and estimated 1-year, 2-year, 3-year, 4 year and 5-year survival rates are presented in Table 18. An OS analysis at 5 years demonstrated continued benefit for the combination of dabrafenib and trametinib compared with dabrafenib monotherapy; the median OS for the combination arm was approximately 7 months longer than the median OS for dabrafenib monotherapy (25.8 months versus 18.7 months) with 5 year survival rates of 32% for the combination versus 27% for dabrafenib monotherapy (Table 18, Figure 3). The Kaplan-Meier OS curve appears to stabilise from 3 to 5 years (see Figure 3).

The 5-year overall survival rate was 40% (95% CI: 31.2, 48.4) in the combination arm versus 33% (95% CI: 25.0, 41.0) in the dabrafenib monotherapy arm for patients who had a normal lactate dehydrogenase level at baseline, and 16% (95% CI: 8.4, 26.0) in the combination arm versus 14%

# NEW ZEALAND DATA SHEET

## MEKINIST® TABLETS

*trametinib dimethyl sulfoxide*

(95% CI: 6.8, 23.1) in the dabrafenib monotherapy arm for patients with an elevated lactate dehydrogenase level at baseline.

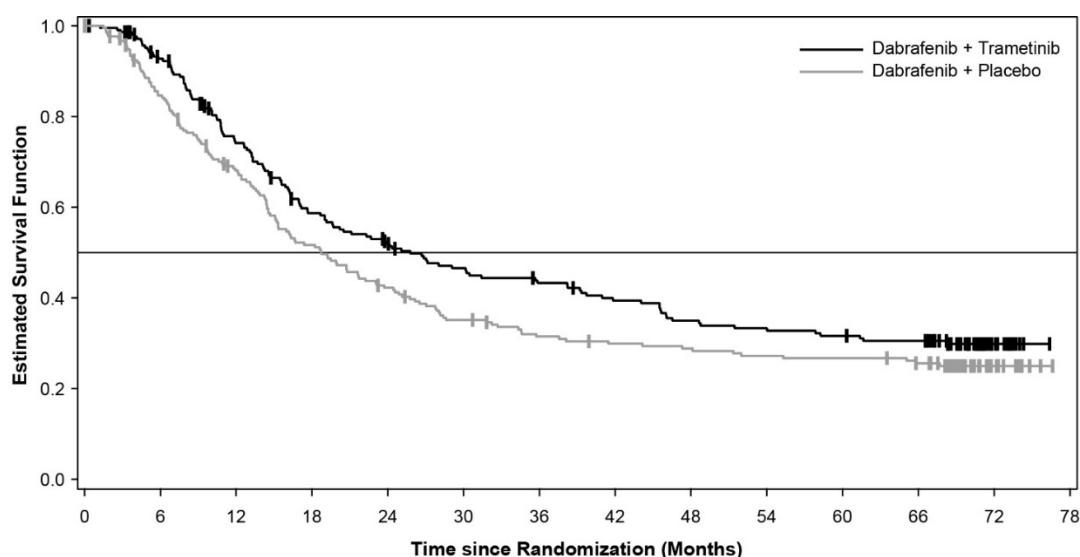
**Table 18 - COMBI-d - Overall Survival results (ITT population)**

|  | OS analysis*                           |                              | 3-year OS analysis*             |                                     | 5-year OS analysis*             |                              |
|--|--|------------------------------|---------------------------------|-------------------------------------|---------------------------------|------------------------------|
|  | Dabrafenib + Trametinib (n=211)        | Dabrafenib + Placebo (n=212) | Dabrafenib + Trametinib (n=211) | Dabrafenib + Placebo (n=212)        | Dabrafenib + Trametinib (n=211) | Dabrafenib + Placebo (n=212) |
| <b>Number of Patients</b>                    |  |                              |                                 |                                     |                                 |                              |
| Died (event), n (%)                          | 99 (47)                                | 123 (58)                     | 114 (54)                        | 139 (66)                            | 135 (64)                        | 151 (71)                     |
| <b>Estimates of OS (months)</b>              |  |                              |                                 |                                     |                                 |                              |
| Median (95% CI)                              | 25.1<br>(19.2, NR)                     | 18.7<br>(15.2, 23.7)         | 26.7<br>(19.0, 38.2)            | 18.7<br>(15.2, 23.1)                | 25.8<br>(19.2, 38.2)            | 18.7<br>(15.2, 23.1)         |
| Hazard ratio (95% CI)                        | 0.71<br>(0.55, 0.92)                   |                              | 0.75<br>(0.58, 0.96)            |                                     | 0.80<br>(0.63, 1.01)            |                              |
| p-value                                      | 0.011                                  |                              | NA                              |                                     | NA                              |                              |
| <b>Overall survival Estimate, % (95% CI)</b> | <b>Dabrafenib + Trametinib (n=211)</b> |                              |                                 | <b>Dabrafenib + placebo (n=212)</b> |                                 |                              |
| At 1 year                                    | 74 (66.8, 79.0)                        |                              |                                 | 68 (60.8, 73.5)                     |                                 |                              |
| At 2 years                                   | 52 (44.7, 58.6)                        |                              |                                 | 42 (35.4, 48.9)                     |                                 |                              |
| At 3 years                                   | 43 (36.2, 50.1)                        |                              |                                 | 31 (25.1, 37.9)                     |                                 |                              |
| At 4 years                                   | 35 (28.2, 41.8)                        |                              |                                 | 29 (22.7, 35.2)                     |                                 |                              |
| At 5 years                                   | 32 (25.1, 38.3)                        |                              |                                 | 27 (20.7, 33.0)                     |                                 |                              |

\*OS analysis data cut-off: 12-Jan-2015; 3-year OS analysis data cut-off: 15-Feb-2016; 5-year OS analysis data cut-off: 10-Dec-2018

NR = Not reached, NA = Not applicable

**Figure 3 Kaplan-Meier Overall Survival Curves (ITT Population) for MEK115306 (COMBI-d) study (Primary Data Cut and Final Data Cut) (ITT Population)**



|                         | Subjects at Risk: |     |     |     |    |    |    |    |    |    |    |    |    |   |
|-------------------------|-------------------|-----|-----|-----|----|----|----|----|----|----|----|----|----|---|
| Dabrafenib + Trametinib | 211               | 188 | 145 | 113 | 98 | 86 | 79 | 71 | 63 | 60 | 57 | 54 | 12 | 0 |
| Dabrafenib + Placebo    | 212               | 175 | 137 | 104 | 84 | 69 | 60 | 56 | 54 | 51 | 50 | 46 | 10 | 0 |

# NEW ZEALAND DATA SHEET

## MEKINIST® TABLETS

*trametinib dimethyl sulfoxide*

Clinically meaningful improvements for the primary endpoint of PFS were sustained over a 5 year timeframe in the combination arm compared to dabrafenib monotherapy. Clinically meaningful improvements were also observed for overall response rate (ORR) and a longer duration of response (DoR) was observed in the combination arm compared to dabrafenib monotherapy (Table 19)

**Table 19 Investigator-assessed efficacy results for MEK115306 (COMBI-d) study**

| Endpoints   | Primary Analysis*                      |                                | Updated Analysis*                                   |                              | 3 Year Analysis*                |                              | 5 Year Analysis*                |                              |
|---|--|--------------------------------|---|------------------------------|---------------------------------|------------------------------|---------------------------------|------------------------------|
|   | Dabrafenib + Trametinib (n = 211)      | Dabrafenib + Placebo (n = 212) | Dabrafenib + Trametinib (n=211)                     | Dabrafenib + Placebo (n=212) | Dabrafenib + Trametinib (n=211) | Dabrafenib + Placebo (n=212) | Dabrafenib + Trametinib (n=211) | Dabrafenib + Placebo (n=212) |
| Investigator Assessed PFS   |  |                                |   |                              |                                 |                              |                                 |                              |
| Progressive disease or death, n (%)   | 102 (48)                               | 109 (51)                       | 139 (66)  | 162 (76)                     | 153 (73)                        | 168 <sup>f</sup> (79)        | 160 (76)                        | 166 (78)                     |
| Median, months (95% CI <sup>a</sup> )   | 9.3 (7.7, 11.1)                        | 8.8 (5.9, 10.9)                | 11.0 (8.0, 13.9)                                    | 8.8 (5.9, 9.3)               | 10.2 (8.0, 12.8)                | 7.6 (5.8, 9.3)               | 10.2 (8.1, 12.8)                | 8.8 (5.9, 9.3)               |
| Hazard Ratio (95% CI)   | 0.75 (0.57, 0.99)                      |                                | 0.67 (0.53, 0.84)                                   |                              | 0.71 (0.57, 0.88)               |                              | 0.73 (0.59, 0.91)               |                              |
| P value (log-rank test)   | 0.035                                  |                                | <0.001 <sup>g</sup>                                 |                              | NA                              |                              | NA                              |                              |
| Overall Response Rate <sup>b</sup> (%) (95% CI)   | 67 (59.9, 73.0)                        | 51 (44.5, 58.4)                | 69 (61.8, 74.8)                                     | 53 (46.3, 60.2)              | 68 (61.5, 74.5)                 | 55 (47.8, 61.5)              | 69 (62.5, 75.4)                 | 54 (46.8, 60.6)              |
| Difference in response rate (CR <sup>c</sup> +PR <sup>c</sup> ), % (95% CI for difference)<br>P value | 15 <sup>d</sup><br>5.9, 24.5<br>0.0015 |                                | 15 <sup>d</sup><br>6.0, 24.5<br>0.0014 <sup>g</sup> |                              | NA                              |                              | NA                              |                              |
| Duration of Response (months)   |  |                                |   |                              |                                 |                              |                                 |                              |
| Median (95% CI)   | 9.2 <sup>e</sup> (7.4, NR)             | 10.2 <sup>e</sup> (7.5, NR)    | 12.9 (9.4, 19.5)                                    | 10.6 (9.1, 13.8)             | 12.0 (9.3, 17.1)                | 10.6 (8.3, 12.9)             | 12.9 (9.3, 18.4)                | 10.2 (8.3, 13.8)             |

\*Primary analysis data cut-off: 26-Aug-2013, Final analysis data cut-off: 12-Jan-2015, 3 year analysis data cut-off: 15-Feb-2016, 5 year analysis data cut-off: 10-Dec-2018

a - Confidence interval

b - Overall Response Rate = Complete Response + Partial Response

c - CR: Complete Response, PR: Partial Response

d - ORR difference calculated based on the ORR result not rounded

e - At the time of the reporting the majority (≥59%) of investigator-assessed responses were still ongoing

f - Two patients were counted as progressed or died in the 3 year analysis but had an extended time without adequate assessment prior to the events, meaning they were censored in the 5-year analysis.

g - Updated analysis was not pre-planned and the p-value was not adjusted for multiple testing.

NR = Not reached

NA=Not applicable

# NEW ZEALAND DATA SHEET

## MEKINIST® TABLETS

*trametinib dimethyl sulfoxide*

### BRF117277 / DRB436B2204 (COMBI-MB) – Metastatic melanoma patients with brain metastases

The efficacy and safety of Mekinist in combination with Tafinlar in patients with BRAF mutant-positive melanoma that has metastasised to the brain was studied in a non-randomised open-label, multi-center Phase II study (COMBI-MB study).

A total of 125 patients were enrolled into four cohorts:

- Cohort A: patients with BRAFV600E mutant melanoma with asymptomatic brain metastases without prior local brain-directed therapy and ECOG performance status of 0 or 1.
- Cohort B: patients with BRAFV600E mutant melanoma with asymptomatic brain metastases with prior local brain-directed therapy and ECOG performance status of 0 or 1.
- Cohort C: patients with BRAFV600D/K/R mutant melanoma with asymptomatic brain metastases, with or without prior local brain-directed therapy and ECOG performance status of 0 or 1.
- Cohort D: patients with BRAFV600D/E/K/R mutant melanoma with symptomatic brain metastases, with or without prior local brain-directed therapy and ECOG performance status of 0 or 1 or 2.

The primary endpoint of the study was intracranial response in Cohort A, defined as the percentage of patients with a confirmed intracranial response assessed by the investigator using modified Response Evaluation Criteria in Solid Tumours (RECIST) version 1.1. Efficacy results are summarised in Table 20. Secondary endpoints were duration of intracranial response, ORR, PFS and OS. Efficacy results are summarised in Table 20.

**Table 20 COMBI-MB - Efficacy data by investigator assessment**

| Endpoints/ assessment   | All treated patients population |                     |                     |                     |
|---|---------------------------------|---------------------|---------------------|---------------------|
|   | Cohort A<br>N=76                | Cohort B<br>N=16    | Cohort C<br>N=16    | Cohort D<br>N=17    |
| <b>Intracranial response rate, % (95% CI)</b>                     |                                 |                     |                     |                     |
|   | 59%<br>(47.3, 70.4)             | 56%<br>(29.9, 80.2) | 44%<br>(19.8, 70.1) | 59%<br>(32.9, 81.6) |
| <b>Duration of intracranial response, median, months (95% CI)</b> |                                 |                     |                     |                     |
|   | 6.5<br>(4.9, 8.6)               | 7.3<br>(3.6, 12.6)  | 8.3<br>(1.3, 15.0)  | 4.5<br>(2.8, 5.9)   |
| <b>ORR, % (95% CI)</b>  |                                 |                     |                     |                     |
|   | 59%<br>(47.3, 70.4)             | 56%<br>(29.9, 80.2) | 44%<br>(19.8, 70.1) | 65%<br>(38.3, 85.8) |
| <b>PFS, median, months (95% CI)</b>                               |                                 |                     |                     |                     |
|   | 5.7<br>(5.3, 7.3)               | 7.2<br>(4.7, 14.6)  | 3.7<br>(1.7, 6.5)   | 5.5<br>(3.7, 11.6)  |
| <b>OS, median, months (95% CI)</b>                                |                                 |                     |                     |                     |
| Median, months  | 10.8<br>(8.7, 17.9)             | 24.3<br>(7.9, NR)   | 10.1<br>(4.6, 17.6) | 11.5<br>(6.8, 22.4) |
| <i>CI = Confidence Interval</i>                                   |                                 |                     |                     |                     |
| <i>NR = Not Reported</i>  |                                 |                     |                     |                     |

# NEW ZEALAND DATA SHEET

## MEKINIST® TABLETS

*trametinib dimethyl sulfoxide*

### Adjuvant treatment of melanoma

#### MEKINIST in combination with dabrafenib

##### *Randomised double-blind study*

#### **Study BRF115532 / DRB436F2301 (COMBI-AD)**

The efficacy and safety of MEKINIST in combination with Tafinlar was studied in a Phase III, multicentre, randomised, double blind, placebo-controlled study in patients with Stage III melanoma with a BRAF V600 mutation, following complete resection.

Patients were randomised 1:1 to receive either dabrafenib and trametinib combination therapy (MEKINIST 2 mg once daily and Tafinlar 150 mg twice daily) or two placebos for a period of 12 months. Enrolment required complete resection of melanoma with complete lymphadenectomy within 12 weeks prior to randomisation. Any prior systemic anticancer treatment, including radiotherapy, was not allowed. Patients with a history of prior malignancy, if disease free for at least 5 years, were eligible. Patients presenting with malignancies with confirmed activating RAS mutations were not eligible. Patients were stratified by BRAF mutation status (V600E or V600K) and stage of disease prior to surgery (by Stage III sub-stage, indicating different levels of lymph node involvement and primary tumour size and ulceration). The primary endpoint was investigator-assessed relapse-free survival (RFS), defined as the time from randomisation to disease recurrence or death from any cause. Radiological tumour assessment was conducted every 3 months for the first two years and every 6 months thereafter, until first relapse was observed. Secondary endpoints include overall survival (OS; key secondary endpoint) and distant metastasis-free survival (DMFS).

A total of 870 patients were randomised to the combination therapy (n=438) and placebo (n=432) arms. Most patients were Caucasian (99%) and male (55%), with a median age of 51 years (18% were ≥65 years). The study included patients with all sub-stages of Stage III disease prior to resection; 18% of these patients had lymph node involvement only identifiable by microscope and no primary tumour ulceration. The majority of patients had a BRAF V600E mutation (91%).

#### **Primary Analysis**

At the time of the primary analysis, the median duration of follow-up (time from randomisation to last contact or death) was 2.83 years in the dabrafenib and trametinib combination arm and 2.75 years in the placebo arm.

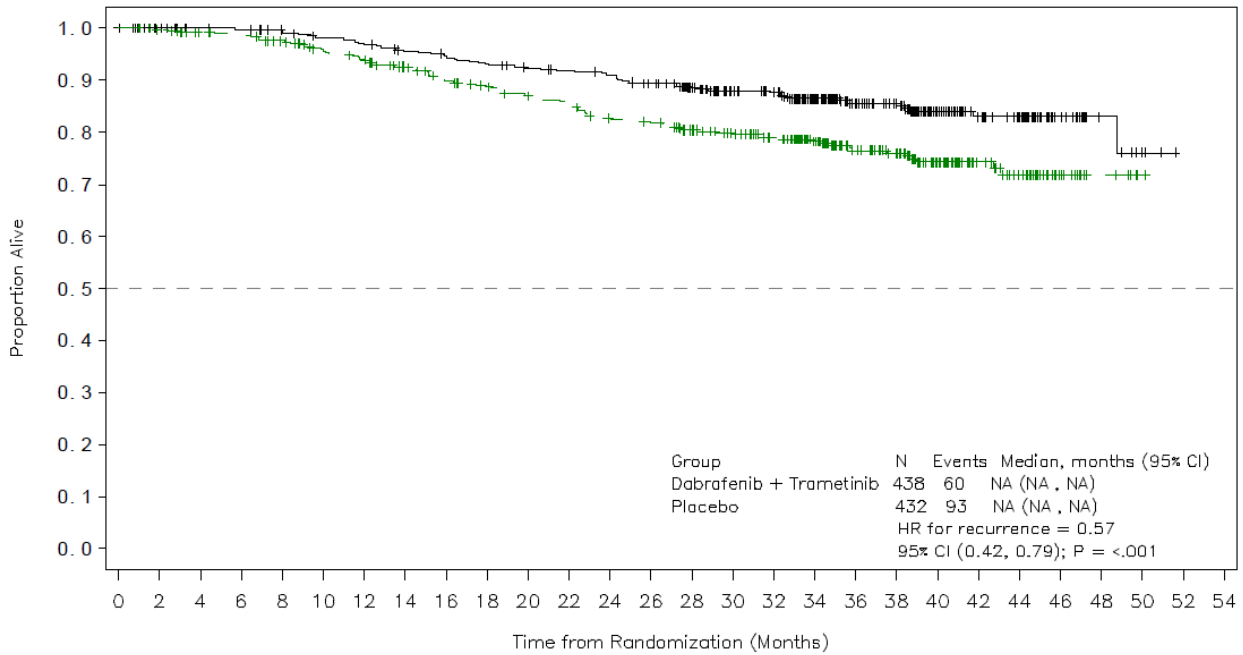
Results for the primary analysis of RFS are presented in Table 21. The study showed a statistically significant difference for the primary outcome of RFS between treatment arms, with an estimated 53 % risk reduction in the dabrafenib and trametinib combination arm as compared to the placebo arm (HR=0.47; 95 % CI: 0.39, 0.58;  $p=1.53 \times 10^{-14}$ ). Results were consistent across subgroups, including stratification factors for disease stage and BRAF V600 mutation type. Median RFS was 16.6 months for the placebo arm, and was not reached for the combination arm at the time of the primary analysis.

Based on 153 events (60 (14%) in the combination arm and 93 (22%) in the placebo arm) corresponding to a 26 % information fraction of the total target of 597 OS events, the estimated hazard ratio for OS was 0.57 (95 % CI: 0.42, 0.79;  $p=0.0006$ ). These results did not meet the pre-specified boundary to claim statistical significance at this first OS interim analysis (HR=0.50;  $p=0.000019$ ). Survival estimates at 1 and 2 years from randomisation were 97 % and 91 % in the combination arm and 94 % and 83 % in the placebo arm, respectively. The Kaplan-Meier curve for this OS interim analysis is shown in Figure 4.

# NEW ZEALAND DATA SHEET

## MEKINIST® TABLETS trametinib dimethyl sulfoxide

**Figure 4 COMBI-AD – Overall survival Kaplan-Meier curves (ITT Population)**



| Subjects at Risk        | 0   | 2   | 4   | 6   | 8   | 10  | 12  | 14  | 16  | 18  | 20  | 22  | 24  | 26  | 28  | 30  | 32  | 34  | 36  | 38  | 40  | 42 | 44 | 46 | 48 | 50 | 52 | 54 |
|-------------------------|-----|-----|-----|-----|-----|-----|-----|-----|-----|-----|-----|-----|-----|-----|-----|-----|-----|-----|-----|-----|-----|----|----|----|----|----|----|----|
| Dabrafenib + Trametinib | 438 | 426 | 416 | 414 | 408 | 401 | 395 | 387 | 381 | 376 | 370 | 366 | 362 | 352 | 328 | 301 | 291 | 233 | 180 | 164 | 105 | 82 | 67 | 28 | 12 | 5  | 0  | 0  |
| Placebo                 | 432 | 425 | 415 | 410 | 401 | 386 | 378 | 362 | 346 | 337 | 328 | 323 | 308 | 303 | 284 | 269 | 252 | 202 | 164 | 152 | 94  | 64 | 51 | 17 | 7  | 1  | 0  | 0  |

# NEW ZEALAND DATA SHEET

## MEKINIST® TABLETS

*trametinib dimethyl sulfoxide*

**Table 21 COMBI-AD primary analysis – Relapse-free survival results**

| RFS parameter                    | Dabrafenib + Trametinib | Placebo                |
|----------------------------------|-------------------------|------------------------|
|                                  | N=438                   | N=432                  |
| Number of events, n (%)          | 166 (38%)               | 248 (57%)              |
| Recurrence                       | 163 (37%)               | 247 (57%)              |
| Relapsed with distant metastasis | 103 (24%)               | 133 (31%)              |
| Death                            | 3 (<1%)                 | 1 (<1%)                |
| Median (months)                  | NE                      | 16.6                   |
| (95% CI)                         | (44.5, NE)              | (12.7, 22.1)           |
| Hazard ratio <sup>[1]</sup>      |                         | 0.47                   |
| (95% CI)                         |                         | (0.39, 0.58)           |
| p-value <sup>[2]</sup>           |                         | 1.53×10 <sup>-14</sup> |
| 1-year rate (95% CI)             | 0.88 (0.85, 0.91)       | 0.56 (0.51, 0.61)      |
| 2-year rate (95% CI)             | 0.67 (0.63, 0.72)       | 0.44 (0.40, 0.49)      |
| 3-year rate (95% CI)             | 0.58 (0.54, 0.64)       | 0.39 (0.35, 0.44)      |

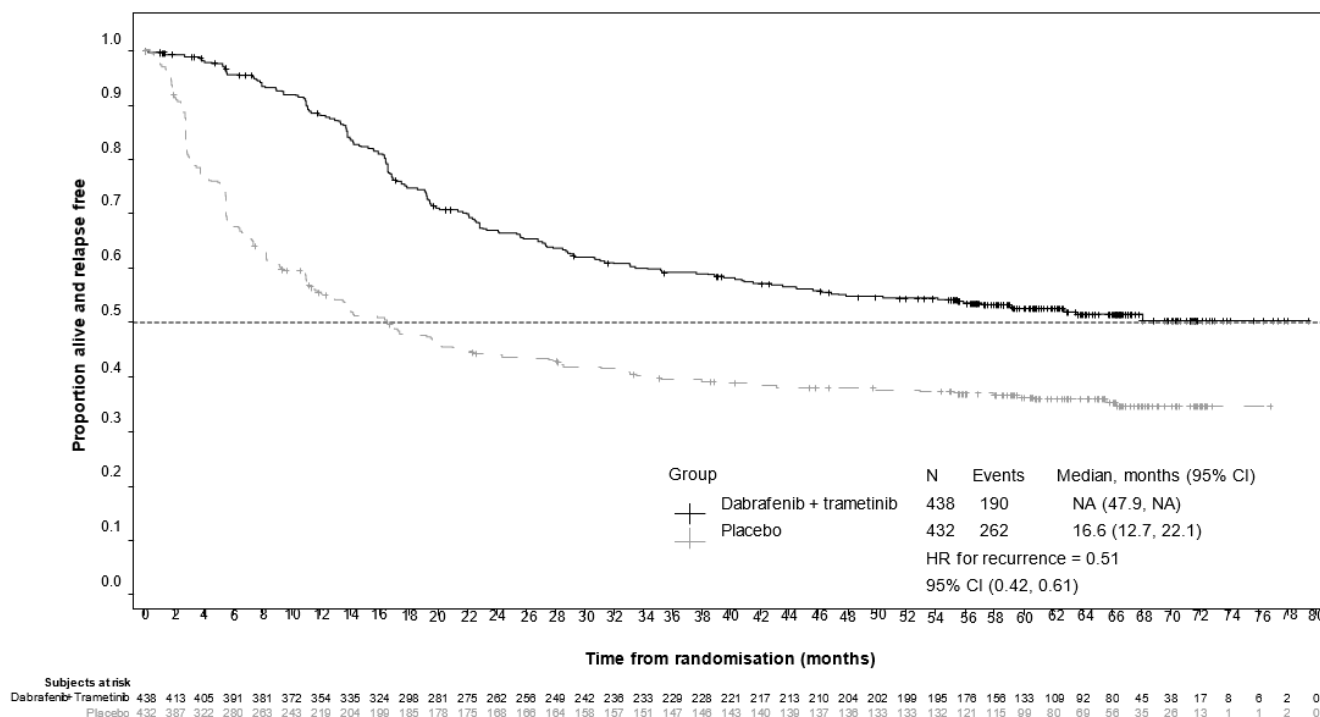
[1] Hazard ratio is obtained from the stratified Pike model.  
 [2] P-value is obtained from the two-sided stratified log-rank test (stratification factors were disease stage – IIIA vs. IIIB vs. IIIC – and BRAF V600 mutation type – V600E vs. V600K)  
 NE = not estimable

Based on updated data with an additional 29 months of follow-up compared to the primary analysis (minimum follow-up of 59 months), the RFS benefit was maintained with an estimated HR of 0.51 (95% CI: (0.42, 0.61) (Figure 5). The 5-year RFS rate was 52% (95% CI: 48, 58) in the combination arm compared to 36% (95% CI: 32, 41) in the placebo arm.

**Figure 5 COMBI-AD - Relapse-free survival Kaplan-Meier curves (ITT Population)**

# NEW ZEALAND DATA SHEET

## MEKINIST® TABLETS trametinib dimethyl sulfoxide



### Locally advanced or metastatic anaplastic thyroid cancer

#### MEKINIST in combination with dabrafenib

##### *Non-randomised open label study*

##### **Study BRF117019 (CDRB436X2201)**

The efficacy and safety of MEKINIST in combination with dabrafenib was studied in a Phase II, nine-cohort, multicentre, non-randomised, open-label study in patients with rare cancers with the BRAF V600E mutation, including locally advanced or metastatic anaplastic thyroid cancer (ATC).

The study had pre-specified interim analyses that were performed approximately every 12 weeks. Patients received Mekinist 2 mg once daily and Tafenlar 150 mg twice daily. The primary endpoint was the investigator-assessed ORR using the 'Response Evaluation Criteria In Solid Tumours' (RECIST 1.1 assessed by the investigator). Secondary endpoints included DoR, PFS, OS, and safety. ORR, DoR, and PFS were also assessed by an Independent Review Committee (IRC).

Thirty-six patients were enrolled and were evaluable for response in the ATC cohort. The median age was 71 years (range: 47 to 85); 44% were male, 50% white, 44% Asian; and 94% had ECOG performance status of 0 or 1. Prior anti-cancer treatments included surgery (n=30, 83%), external beam radiotherapy n=30, 83%), and systemic therapy (n=24, 67%) for ATC. Central laboratory testing confirmed the BRAF V600E mutation in 33 patients (92%).

For the primary endpoint, the investigator-assessed ORR was 56% (95% CI: 38.1, 72.1) in the ATC cohort. The ORR results assessed by IRC and investigator-assessment were consistent (Table 22).

Responses were durable with a median DoR in the ATC cohort of 14.4 months (95% CI: 7.4, 43.6) by investigator assessment, and a median PFS of 6.7 months (95% CI: 4.7, 13.8).



# NEW ZEALAND DATA SHEET

## MEKINIST® TABLETS

*trametinib dimethyl sulfoxide*

For ATC patients, the median OS was 14.5 months (95% CI: 6.8, 23.2). Kaplan-Meier estimate of overall survival at 12 months for ATC patients was 51.7% (95% CI: 33.6, 67.1).

**Table 22 Efficacy results in patients with BRAF V600E ATC**

| Endpoint  | Analysis By Investigator <sup>1</sup><br>ATC Cohort<br>N= 36 | Analysis By IRC<br>ATC Cohort<br>N= 36 |
|---|--|--|
| Overall confirmed response<br>n (%)<br>(95% CI) | 20 (56%)<br>(38.1, 72.1)                                     | 19 (53%)<br>(35.5, 69.6)               |
| Median DoR, months<br>(95% CI)                  | 14.4<br>(7.4, 43.6)  | 13.6<br>(3.8, NE <sup>2</sup> )        |
| Median PFS, months<br>(95% CI)                  | 6.7<br>(4.7, 13.8)   | 5.5<br>(3.7, 12.9)                     |
| Median OS, months<br>(95% CI)                   | 14.5<br>(6.8, 23.2)  |  |

<sup>1</sup> Data cut-off: 14-Sep-2020

<sup>2</sup> NE: Not Estimable

### Other studies

#### Pyrexia Management Analysis

Pyrexia is observed in patients treated with MEKINIST and TAFINLAR combination therapy. The initial registration studies for the combination therapy in the unresectable or metastatic melanoma setting (COMBI-d and COMBI-v; total N=559) and in the adjuvant melanoma setting (COMBI-AD, N=435) recommended to interrupt only TAFINLAR in case of pyrexia. In two subsequent studies in unresectable or metastatic melanoma (COMBI-i control arm, N=264) and in the adjuvant melanoma setting (COMBI-Aplus, N=552), interruption of both MEKINIST and TAFINLAR when patient's temperature was  $\geq 38^{\circ}\text{C}$  (COMBI-Aplus) or at the first symptom of pyrexia (COMBI-i; COMBI-Aplus for recurrent pyrexia), resulted in improved pyrexia-related outcomes without impacting efficacy:

- Unresectable or metastatic melanoma setting (COMBI-d/v vs COMBI-i):
  - grade 3/4 pyrexia reduced from 6.6% to 3.4%
  - hospitalisation due to pyrexia reduced from 12.3% to 6.1%
  - pyrexia with complications (dehydration, hypotension, renal dysfunction, syncope, severe chills) reduced from 6.4 % to 1.9%
  - treatment discontinuation rates due to pyrexia were comparable, 1.1% versus 1.9%
- Adjuvant melanoma setting (COMBI-AD vs COMBI-Aplus):
  - grade 3/4 pyrexia reduced from 5.7% to 4.3%
  - hospitalisation due to pyrexia reduced from 11.0% to 5.1%
  - pyrexia with complications (dehydration, hypotension, renal dysfunction, syncope, severe chills) reduced from 6.0% to 2.2%
  - treatment discontinuation due to pyrexia reduced from 6.2% to 2.5%

#### Advanced NSCLC

# NEW ZEALAND DATA SHEET

## MEKINIST® TABLETS

*trametinib dimethyl sulfoxide*

### MEKINIST in combination with dabrafenib

#### *Non-randomised open label studies*

#### **BRF113928 (Study E2201)**

The efficacy and safety of MEKINIST in combination with dabrafenib was studied in a Phase II, three-cohort, multicentre, non-randomised, open-label study enrolling patients with Stage IV BRAF V600E mutant NSCLC.

The primary endpoint was the investigator-assessed ORR using the 'Response Evaluation Criteria In Solid Tumours' (RECIST 1.1 assessed by the investigator). Secondary endpoints included DoR, PFS, OS, safety and population pharmacokinetics. ORR, DoR and PFS were also assessed by an Independent Review Committee (IRC) as a sensitivity analysis.

Cohorts were enrolled sequentially:

- Cohort A: Monotherapy (dabrafenib 150 mg twice daily): 84 patients enrolled. 78 patients had previous systemic treatment for their metastatic disease (see Product information for dabrafenib on results from Cohort A).
- Cohort B (n=57): Combination therapy (MEKINIST 2 mg once daily and dabrafenib 150 mg twice daily): 59 patients enrolled. 57 patients had previously received one to three lines of systemic treatment for their metastatic disease. Two patients did not have any previous systemic treatment and were included in the analysis for patients enrolled in Cohort C.
- Cohort C (n=36): Combination therapy (MEKINIST 2 mg once daily and dabrafenib 150 mg twice daily): 34 patients enrolled (note: the two patients from Cohort B that did not have any previous systemic treatment were included in the analysis for patients enrolled in Cohort C for a total of 36 patients). All patients received study medication as first-line treatment for metastatic disease.

Among the total of 93 patients who were enrolled in the combination therapy in Cohorts B and C most patients were Caucasians (n = 79, 85 %). There was a similar female to male ratio (54 % vs 46 %). The median age was 64 years in patients who had at least one prior therapy and 68 years in patients who were treatment naïve for their advanced disease. Most patients (n=87, 94 %) enrolled in the combination therapy treated Cohorts had an ECOG performance status of 0 or 1. Twenty-six (26) patients (28 %) had never smoked. Ninety-one (91) patients (97.8 %) had a non-squamous histology. In the pre-treated population, 38 patients (67 %) had one line of systemic anti-cancer therapy for metastatic disease.

#### **Primary analysis**

At the time of the primary analysis, the investigator-assessed ORR was 61.1% (95 % CI, 43.5, 76.9) in the first-line population and 66.7 % (95 % CI, 52.9 %, 78.6 %) in the previously treated population. These results met the statistical significance to reject the null hypothesis that the ORR of MEKINIST in combination with dabrafenib for both NSCLC populations was less than or equal to 30%. The ORR results assessed by IRC were consistent to the investigator assessment.

The final analysis of efficacy performed 5 years after last subject first dose is presented in Table 23.

# NEW ZEALAND DATA SHEET

## MEKINIST® TABLETS

*trametinib dimethyl sulfoxide*

**Table 23 Efficacy results in patients with BRAF V600E NSCLC**

| Endpoint                                  | Analysis        | Combination First Line     | Combination Second Line Plus |
|---|-----------------|----------------------------|------------------------------|
|   |                 | N=36                       | N=57                         |
| Overall confirmed response n (%) (95% CI) | By Investigator | 23 (63.9%)<br>(46.2, 79.2) | 39 (68.4%)<br>(54.8, 80.1)   |
|   | By IRC          | 23 (63.9%)<br>(46.2, 79.2) | 36 (63.2%)<br>(49.3, 75.6)   |
| Median DoR, months (95% CI)               | By Investigator | 10.2<br>(8.3, 15.2)        | 9.8<br>(6.9, 18.3)           |
|   | By IRC          | 15.2<br>(7.8, 23.5)        | 12.6<br>(5.8, 26.2)          |
| Median PFS, months (95% CI)               | By Investigator | 10.8<br>(7.0, 14.5)        | 10.2<br>(6.9, 16.7)          |
|   | By IRC          | 14.6<br>(7.0, 22.1)        | 8.6<br>(5.2, 16.8)           |
| Median OS, months (95% CI)                | -               | 17.3<br>(12.3, 40.2)       | 18.2<br>(14.3, 28.6)         |

## 5.2 Pharmacokinetic Properties

### Absorption

Trametinib is absorbed orally with median time to achieve peak concentrations of 1.5 hours post-dose. The mean absolute bioavailability of a single 2 mg tablet dose is 72% relative to an intravenous (IV) microdose. The increase in exposure ( $C_{max}$  and AUC) was dose-proportional following repeat dosing. Following administration of 2 mg daily, geometric mean  $C_{max}$ ,  $AUC_{(0-t)}$  and predose concentration were 22.2 ng/mL, 370 ng\*hr/mL and 12.1 ng/mL, respectively with a low peak: trough ratio (1.8). Inter-subject variability was low (<28%).

### *Effect of food on trametinib*

Administration of a single dose of trametinib with a high-fat, high-calorie meal resulted in a 70% and 10% decrease in  $C_{max}$  and AUC, respectively compared to fasted conditions (see section 4.2).

### Distribution

Binding of trametinib to human plasma proteins is 97.4%. Trametinib has a volume of distribution of 1,060 L determined following administration of a 5 microgram IV microdose.

### Biotransformation/ metabolism

*In vitro* and *in vivo* studies demonstrated that trametinib is metabolised predominantly via deacetylation alone or in combination with mono-oxygenation. The deacetylated metabolite was further metabolised by glucuronidation. The deacetylation is mediated by the carboxyl-esterases 1b, 1c and 2 and may also be mediated by other hydrolytic enzymes carboxyl-esterases.

### Elimination

Trametinib accumulates with repeat daily dosing with a mean accumulation ratio of 6.0 following a 2 mg once daily dose. Mean terminal half-life is 5.3 days (range 3.4-9.0) after single dose administration. Steady-state is generally achieved by Day 15. Trametinib plasma IV clearance is 3.21 L/hr.

# NEW ZEALAND DATA SHEET

## MEKINIST® TABLETS

*trametinib dimethyl sulfoxide*

Total dose recovery is low after a 10-day collection period (< 50 %) following administration of a single oral dose of radiolabelled trametinib as a solution, due to the long half-life. Drug-related material was excreted predominantly in the faeces ( $\geq 81\%$  of recovered radioactivity) and to a small extent in urine ( $\leq 19\%$ ). Less than 0.1% of the excreted dose was recovered as parent in urine.

### Special Patient Populations

#### *Hepatic Impairment*

Population pharmacokinetic analyses and data from a clinical pharmacology study in patients with normal hepatic function or with mild, moderate or severe bilirubin and/or AST elevations (based on National Cancer Institute [NCI] classification) indicate that hepatic function does not significantly affect trametinib oral clearance. Section section 4.2, dose and method of administration.

#### *Renal Impairment*

Renal impairment is unlikely to have a clinically relevant effect on trametinib pharmacokinetics given the low renal excretion of trametinib. The pharmacokinetics of trametinib were characterised in 223 patients enrolled in clinical trials with trametinib who had mild renal impairment and 35 patients with moderate renal impairment using a population pharmacokinetic analysis. Mild and moderate renal impairment had no effect on trametinib exposure (<6% for either group). No data are available in patients with severe renal impairment (see section 4.2).

#### *Patients $\geq 65$ years of age*

Based on the population pharmacokinetics analysis, age had no relevant clinical effect on trametinib pharmacokinetics.

#### *Paediatric population (< 18 years of age)*

No studies have been conducted to investigate the pharmacokinetics of trametinib in paediatric patients.

## 5.3 Preclinical Safety Data

### Genotoxicity

Trametinib was not genotoxic in studies evaluating reverse mutations in bacteria, chromosomal aberrations in mammalian cells and micronuclei in the bone marrow of rats.

### Carcinogenicity, Mutagenicity and Impairment of Fertility

#### *Carcinogenicity*

Carcinogenicity studies with MEKINIST have not been conducted. Trametinib was not genotoxic in studies evaluating reverse mutations in bacteria, chromosomal aberrations in mammalian cells and micronuclei in the bone marrow of rats.

## 6. PHARMACEUTICAL PARTICULARS

### 6.1 List of excipients

#### Mekinist 0.5 mg film-coated tablets

Mannitol, microcrystalline cellulose, hypromellose, croscarmellose sodium, magnesium stearate (vegetable source), sodium lauryl sulfate, colloidal anhydrous silica, titanium dioxide, polyethylene glycol, iron oxide yellow.

#### Mekinist 2 mg film-coated tablets

Mannitol, microcrystalline cellulose, hypromellose, croscarmellose sodium, magnesium stearate (vegetable source), sodium lauryl sulfate, colloidal anhydrous silica, titanium dioxide, polyethylene

# NEW ZEALAND DATA SHEET

## MEKINIST® TABLETS

*trametinib dimethyl sulfoxide*

glycol, polysorbate 80 and iron oxide red.

### 6.2 Incompatibilities

Not applicable.

### 6.3 Shelf life

24 months (unopened bottle); 1 month (opened bottle when stored up to 30°C).

### 6.4 Special precautions for storage

Store at 2°C to 8°C (Refrigerate). Protect from light and moisture. Do not remove the desiccant. Store in original container. Keep the bottle tightly closed.

### 6.5 Nature and contents of container

MEKINIST tablets are supplied in high-density polyethylene (HDPE) bottles with child resistant polypropylene closures, containing 7\* or 30 tablets. The bottle contains a desiccant.

\*Not all pack sizes may be marketed.

### 6.6 Special precautions for disposal

Any unused product should not be disposed of in household waste or wastewater. Return it to a pharmacist for safe disposal.

## 7. MEDICINE SCHEDULE

Prescription Medicine

## 8. SPONSOR

### Novartis New Zealand Limited

PO Box 99102, Newmarket Auckland 1149 New Zealand

Telephone: 0800 354 335

Fax number: (09) 361 8181

E-mail: medinfo.phauno@novartis.com

## 9. DATE OF FIRST APPROVAL

The date of consent to distribute these medicines were published in the New Zealand Gazette on:  
26 March 2015

## 10. DATE OF REVISION OF THE TEXT

26 September 2023

# NEW ZEALAND DATA SHEET

## MEKINIST® TABLETS

*trametinib dimethyl sulfoxide*

### SUMMARY TABLE OF CHANGES

---

| <b>Section changed</b> | <b>Summary of new information</b>  |
|------------------------|--|
| 4.8                    | Correction to post-market adverse reactions: remove “bundle branch block bilateral”. |

---

Internal document code: mek031023iNZ based on Novartis CDS dated 13 July 2023