

# NEW ZEALAND DATASHEET

## 1. PRODUCT NAME

Exarane 20 mg/0.2 mL, solution for injection  
Exarane 40 mg/0.4 mL, solution for injection  
Exarane 60 mg/0.6 mL, solution for injection  
Exarane 80 mg/0.8 mL, solution for injection  
Exarane 100 mg/1 mL, solution for injection

Exarane Forte 120 mg/0.8 mL, solution for injection  
Exarane Forte 150 mg/1 mL, solution for injection

Exarane and Exarane Forte are biosimilar medicines.

## 2 QUALITATIVE AND QUANTITATIVE COMPOSITION

### Exarane/Exarane Forte<sup>#</sup>

Ready-to-use, prefilled syringes with/without graduated markings:

20 mg injection: enoxaparin sodium 20 mg/0.2 mL (anti-Xa: 2,000 IU)

40 mg injection: enoxaparin sodium 40 mg/0.4 mL (anti-Xa: 4,000 IU)

Ready-to-use, prefilled syringes with/without graduated markings:

60 mg injection: enoxaparin sodium 60 mg/0.6 mL (anti-Xa: 6,000 IU)

80 mg injection: enoxaparin sodium 80 mg/0.8 mL (anti-Xa: 8,000 IU)

100 mg injection: enoxaparin sodium 100 mg/1 mL (anti-Xa: 10,000 IU)

120 mg injection: enoxaparin sodium 120 mg/0.8 mL (anti-Xa: 12,000 IU)

150 mg injection: enoxaparin sodium 150 mg/1 mL (anti-Xa: 15,000 IU)

### Exarane/Exarane Forte (with safety lock system)<sup>#</sup>

Ready-to-use, prefilled syringes with/without graduated markings:

20 mg injection: enoxaparin sodium 20 mg/0.2 mL (anti-Xa: 2,000 IU)

40 mg injection: enoxaparin sodium 40 mg/0.4 mL (anti-Xa: 4,000 IU)

Ready-to-use, prefilled syringes with/without graduated markings:

60 mg injection: enoxaparin sodium 60 mg/0.6 mL (anti-Xa: 6,000 IU)

80 mg injection: enoxaparin sodium 80 mg/0.8 mL (anti-Xa: 8,000 IU)

100 mg injection: enoxaparin sodium 100 mg/1 mL (anti-Xa: 10,000 IU)

120 mg injection: enoxaparin sodium 120 mg/0.8 mL (anti-Xa: 12,000 IU)

150 mg injection: enoxaparin sodium 150 mg/1 mL (anti-Xa: 15,000 IU)

<sup>#</sup>not all presentations are available.

Enoxaparin sodium is obtained by alkaline depolymerisation of heparin benzyl ester derived from porcine intestinal mucosa.

For the full list of excipients, see section 6.1.

LMWH products are not clinically interchangeable, see section 4.2 for further information.

Exarane\* is a biosimilar medicine. The prescribing physician should be involved in any decision regarding interchangeability with other products. Additional information is available on the following website (<http://www.medsafe.govt.nz/profs/RIss/Biosimilars.asp>). Data

comparing Exarane to Clexane can be found in section 5.1 of this datasheet.

\*Any subsequent reference to Exarane refers to both Exarane and Exarane Forte.

### **3. PHARMACEUTICAL FORM**

Solution for injection.

Clear, colourless to pale yellow solution.

### **4 CLINICAL PARTICULARS**

#### ***4.1 Therapeutic indications***

Exarane is indicated for:

Prophylaxis of venous thromboembolic disease, in particular those which may be associated with orthopaedic, general, major colorectal or cancer surgery.

Prophylaxis of venous thromboembolism in general medical patients bedridden due to acute illnesses including acute heart failure, respiratory failure, severe infections, rheumatic disease.

Treatment of venous thromboembolic disease.

Treatment of unstable angina and non-Q-wave myocardial infarction, administered concurrently with aspirin.

Prevention of thrombus formation in the extra-corporeal circulation during haemodialysis.

Treatment of acute ST-segment Elevation Myocardial Infarction (STEMI) including patients to be managed medically or with subsequent Percutaneous Coronary Intervention (PCI).

#### ***4.2 Dose and method of administration***

##### **LMWH products are not clinically interchangeable**

They differ in their manufacturing process, molecular weights, specific anti-Xa activities, units and dosage. The biological activity of different LMWH's cannot be expressed in a test allowing for a simple dose comparison. Different low molecular weight heparins may not be bioequivalent in terms of their labelled anti-Xa activities and alternative products should not be introduced nor interchanged during a course of treatment.

Not to be administered by the intramuscular route.

For subcutaneous use: do not mix Exarane with other injections or solutions.

For intravenous use: see section 4.2: Treatment of Acute ST-segment Elevation Myocardial Infarction.

##### **Prophylaxis of Venous Thrombosis in Surgical Patients**

Prophylaxis against thromboembolism should be tailored according to the patient's risk. Risk factors include age over 40 years, history of deep vein thrombosis or pulmonary embolism, surgery and other trauma, prolonged immobilisation, cardiac disease, obesity, malignancy, varicose veins, hypercoagulable states, pregnancy and the puerperium, oral contraceptives, severe infection, inflammatory bowel disease.

##### **a) High Risk Patients**

In patients with high risk of thromboembolism, an Exarane dosage of 40 mg (0.4 mL; anti-Xa: 4000 IU) should be administered subcutaneously once daily. In high-risk patients undergoing surgery, the initial dose should be given approximately 12 hours preoperatively or 12 hours postoperatively. The timing of the first dose may need to be modified if spinal/epidural anaesthesia is to be performed (see section 4.4 – Spinal/Epidural Anaesthesia).

Prophylaxis should be continued at 40 mg once daily for 7 to 10 days or until the risk of thromboembolism has diminished.

#### b) Moderate Risk Patients

In patients with a moderate risk of thromboembolism, the recommended enoxaparin dosage is 20 mg (0.2 mL; anti-Xa: 2000 IU) subcutaneously once daily. In moderate risk patients undergoing surgery, the initial dose should be given approximately 2 hours preoperatively. The timing of the first dose may need to be modified if spinal/epidural anaesthesia is to be performed (see section 4.4 – Spinal/Epidural Anaesthesia).

#### Duration of therapy

High to Moderate Risk: Prophylaxis should be continued at 20 mg once daily for 7 to 10 days or until the risk of thromboembolism has diminished.

#### **Prolonged Thromboprophylaxis**

Patients at high risk for thromboembolic complications who undergo abdominal or pelvic surgery for cancer may benefit from an extended prophylaxis up to 4 weeks.

Therapy with 40 mg once daily for 30 post-operative days has been proven to be beneficial in total hip replacement surgery.

Under normal conditions of use, enoxaparin does not modify global clotting tests and therefore there is no need to perform these tests in order to monitor therapy.

#### **Prophylaxis of Venous Thromboembolism in Medical Patients**

The recommended dose of Exarane is 40 mg once daily by subcutaneous injection.

Treatment with Exarane is prescribed for a minimum of 6 days and continued until the return to full ambulation, for a maximum of 14 days.

#### **Treatment of Venous Thrombosis**

The initial clinical trials which established the efficacy of enoxaparin (Clexane) in the treatment of deep venous thrombosis were conducted on patients who were initially treated with heparin and then changed to enoxaparin (Clexane) when a definitive diagnosis was established. However, the use of heparin prior to enoxaparin is not currently recommended. The average duration of therapy in the clinical trials was 10 days. No data are available on the safety of long-term treatment. Data on use in patients over 65 years of age in these trials were limited.

The recommended dosage for treatment of established deep vein thrombosis with Exarane is 1.5 mg/kg body weight once daily (150 IU anti-Xa activity/kg body weight) or 1 mg/kg body weight (100 IU anti-Xa activity/kg bodyweight) twice daily subcutaneously. In high risk patients, eg, the obese or patients with baseline iliac vein thrombosis or cancer, a dose of 1 mg/kg body weight administered twice daily may be more beneficial.

Warfarin sodium therapy should be initiated when appropriate (usually within 72 hours of commencing Exarane initiation). Exarane should be continued for a minimum of 5 days and until a therapeutic anticoagulant effect has been achieved (International Normalisation Ratio 2.0 to 3.0).

#### **Treatment of Unstable Angina and Non-Q-Wave Myocardial Infarction**

The recommended dose of Exarane is 1 mg/kg (100 IU anti-Xa activity/kg) every 12 hours by subcutaneous injection, administered concurrently with oral aspirin (100 to 300 mg once daily).

Treatment with Exarane in these patients should be prescribed for a minimum of 2 days and continued until clinical stabilisation. The usual duration of treatment is 2 to 8 days.

### **Treatment of Acute ST-segment Elevation Myocardial Infarction**

In patients with acute ST-segment elevation myocardial infarction, administered in conjunction with a fibrinolytic (fibrin-specific or non-fibrin specific), the recommended dose of Exarane is a single IV bolus of 30 mg plus a 1 mg/kg SC dose, followed by 1 mg/kg administered SC every 12 hours (maximum 100 mg for each of the first two SC doses only, followed by 1 mg/kg dosing for the remaining doses). For dosage in patients  $\geq 75$  years of age, see section 4.2: Renal Impairment and Elderly.

When administered in conjunction with a thrombolytic (fibrin-specific or non-fibrin specific), Exarane should be given between 15 minutes before and 30 minutes after the start of fibrinolytic therapy. All patients should receive aspirin as soon as they are identified as having STEMI (100 to 300 mg once daily, unless contraindicated). The recommended duration of Exarane treatment is 8 days or until hospital discharge, whichever comes first.

For patients managed with Percutaneous Coronary Intervention (PCI): If the last Exarane SC administration was given less than 8 hours before balloon inflation, no additional dosing is needed. If the last Exarane SC administration was given more than 8 hours before balloon inflation, an IV bolus of 0.3 mg/kg of Exarane should be administered (see section 4.4: Percutaneous Coronary Revascularisation Procedures).

### **Haemodialysis**

In patients undergoing repeated sessions of haemodialysis, the prevention of thrombosis in the extracorporeal blood circuit is obtained by injection of a dose of 1 mg/kg (100 IU anti-Xa activity/kg) into the arterial line of the dialysis circuit at the start of the session. The dose is usually sufficient for a 4 hour haemodialysis session. If fibrin rings are formed, a further dose of 0.5 to 1 mg/kg (50 to 100 IU anti-Xa activity/kg) should be made depending on the time before the end of the dialysis.

In haemodialysed patients with a high risk of haemorrhage, (in particular, in pre or post-operative dialysed patients) or with a progressive haemorrhagic disorder, the dialysis sessions may be carried out by using a dose of 0.5 mg/kg (50 IU anti-Xa activity/kg) (double vascular access) or 0.75 mg/kg (75 IU anti-Xa activity/kg) (single vascular access).

### **Renal Impairment**

#### **Severe Renal Impairment**

A dosage adjustment is required for patients with severe renal impairment (creatinine clearance  $< 30$  mL/min), according to the following tables.

The following dosage adjustments are recommended for therapeutic dosage ranges:

<b>Standard Dosing</b>	<b>Severe renal impairment</b>
1 mg/kg SC twice daily	1 mg/kg SC once daily
1.5 mg/kg SC once daily	1 mg/kg SC once daily
<b>Acute STEMI patients &lt; 75 years of age</b>	

## NEW ZEALAND DATASHEET

30 mg single IV bolus plus a 1 mg/kg SC dose followed by 1 mg/kg SC twice daily (Max 100mg for each of the first two SC doses)	30 mg single IV bolus plus a 1 mg/kg SC dose followed by 1 mg/kg SC once daily (Max 100mg for first SC dose only)
<b>Acute STEMI patients &gt; 75 years of age</b>	
0.75 mg/kg SC twice daily without initial bolus (Max 75mg for each of the first two SC doses)	1 mg/kg SC once daily without initial bolus (Max 75mg for first SC dose only)

The following dosage adjustments are recommended for prophylactic dosage ranges:

<b>Standard Dosing</b>	<b>Severe renal impairment</b>
40 mg SC once daily	20 mg SC once daily
20 mg SC once daily	20 mg SC once daily

The recommended dosage adjustments do not apply to the haemodialysis indication.

### ***Moderate & Mild Renal Impairment***

Although no dose adjustment is recommended in patients with moderate (creatinine clearance 30-50 mL/min) and mild (creatinine clearance 50-80 mL/min) renal impairment, careful clinical monitoring is advised.

### **Hepatic Impairment**

In the absence of clinical studies, caution should be used in hepatically impaired patients.

### **Elderly**

For treatment of acute ST-segment Elevation Myocardial Infarction in elderly patients  $\geq 75$  years of age, do not use an initial IV bolus. Initiate dosing with 0.75 mg/kg SC every 12 hours (maximum 75 mg for each of the first two SC doses only, followed by 0.75 mg/kg dosing for the remaining doses).

No dose reduction is necessary in the elderly for other indications, unless kidney function is impaired; however clinical observation is advised (see section 4.4: Elderly and Renal impairment).

### **Children**

The safety and efficacy of Exarane in children has not been established.

### **Subcutaneous Injection Technique**

Injection should be made preferably when the patient is reclining. Exarane is administered by deep subcutaneous injection. Injection of Exarane should be alternated between the left and right anterolateral abdominal wall using a different site for each injection. Do not expel the air bubble from the syringe before the injection to avoid the loss of drug. Exarane contains no antimicrobial agent and should be used only once and then discarded.

The needles on the pre-filled syringes of Exarane are covered in a silicon coating, to enable ease of penetration. Do not wipe the needle or allow Exarane solution to crystallise on the needle prior to use, as this will damage the silicon coating. A "dart" injection technique should be used to administer Exarane. Do not rub the injection site after administration.

### **Intravenous (Bolus) Injection Technique (for the treatment of acute STEMI)**

For intravenous injection, the graduated pre-filled syringes should be used, see subsection below. Exarane should be administered through an intravenous line and should not be co-administered with other medications. To avoid the possible mixture of Exarane with other drugs, the intravenous access chosen should be flushed with a sufficient amount of saline or

dextrose solution prior to and following the intravenous bolus administration of Exarane to clear the port of drug. Exarane may be safely administered with normal saline solution (0.9%) or 5% dextrose in water.

### **Pre-filled Syringes**

The pre-filled disposable syringe is ready for immediate use. The whole length of the needle should be introduced vertically (at a 90° angle to the skin) into a skin fold gently held between the thumb and forefinger. The skin fold should be held throughout the duration of the injection.

### **Graduated Pre-filled Syringes**

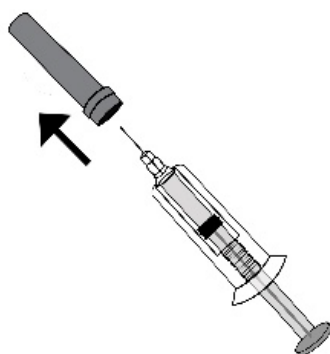
When using the 60 mg, 80 mg, 100 mg, 120 mg and 150 mg graduated prefilled syringes, the volume to be injected should be measured precisely according to the dosage recommended, without expelling the air bubble while adjusting dosage. If the dose required is exactly 60, 80, 100, 120 or 150 mg inject the full contents of the syringe. The whole length of the needle should be introduced vertically (at a 90° angle to the skin) into a skin fold gently held between the thumb and forefinger. The skin fold should be held throughout the duration of the injection.

### **Step by step instruction for self-injecting with Exarane with Safety Device System**

1. Wash your hands and the area that you will inject with soap and water. Dry them.
2. Sit or lie in a comfortable position so you are relaxed. Make sure you can see the place you are going to inject. In a lounge chair, recliner, or propped up in bed with pillows is ideal.
3. Choose an area on the right or left side of your stomach. This should be at least 5 cm away from your belly button and out towards your sides.

**Do not inject yourself within 5 cm of your belly button or around existing scars or bruises. Change the place where you inject between the left and right sides of your stomach, depending on the area you were last injected.**

4. Remove the plastic blister containing the pre-filled syringe from the box. Open the blister and remove the pre-filled syringe.
5. Carefully pull off the needle cap from the syringe. Throw away the cap. The syringe is pre-filled and ready to use.

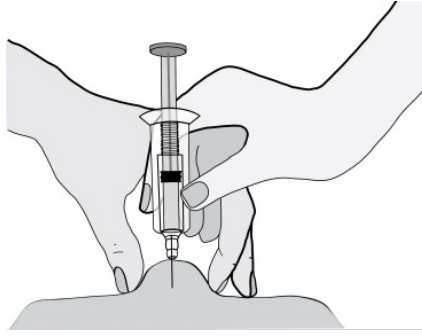


**Do not press** on the plunger before injecting yourself. Once you have removed the cap, do not allow the needle to touch anything. This is to make sure the needle stays clean (sterile)

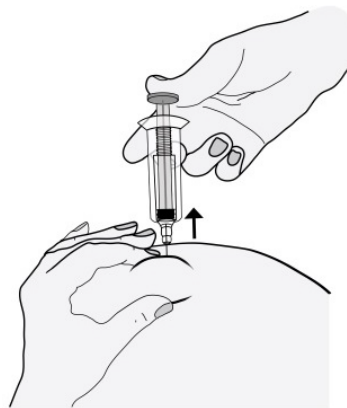
6. Hold the syringe in the hand you write with (like a pencil) and with your other hand, gently pinch the cleaned area of your abdomen between your forefinger and thumb to make a fold in the skin.

Make sure you **hold the skin fold throughout the injection.**

7. Hold the syringe so that the needle is pointing downwards (vertically at a 90 ° angle). Insert the full length of the needle into the skin fold.



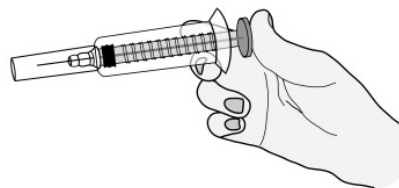
8. Press down on the plunger with your thumb. This will inject the medicine into the fatty tissue of the abdomen. Make sure you hold the skin fold throughout the injection.
9. Remove the needle by pulling it straight out. Do not release the pressure on the plunger.



**To avoid bruising, do not rub the injection site after you have injected yourself.**

10. Push hard on the plunger. The needle guard, which is in the form of a plastic cylinder, will be activated automatically and it will completely cover the needle.

"CLICK"



**11. Drop the used syringe into the sharps container. Close the container lid tightly and place the container out of reach of children.**

#### **4.3 Contraindications**

- Allergy to Exarane or its derivatives including other LMWH's.
- Acute bacterial endocarditis.
- Conditions with a high risk of uncontrolled haemorrhage including major bleeding disorders, focal lesions, haemorrhagic stroke, active ulcerative conditions showing a tendency to haemorrhage (e.g. peptic ulcer, ulcerative colitis).
- History of immune mediated heparin induced thrombocytopenia (HIT) within the past 100

days or in the presence of circulating antibodies (see section 4.4).

#### **4.4 Special warnings and precautions for use**

##### **LMWH products are not clinically interchangeable**

They differ in their manufacturing process, molecular weights, specific anti-Xa activities, units and dosage. The biological activity of different LMWH's cannot be expressed in a test allowing for a simple dose comparison. Different low molecular weight heparins may not be bioequivalent in terms of their labelled anti-Xa activities and alternative products should not be introduced nor interchanged during a course of treatment.

Not to be administered by the intramuscular route.

##### **Risk of Haemorrhage**

Enoxaparin should be used with extreme caution in conditions with increased risk of haemorrhage, such as bacterial endocarditis, congenital or acquired bleeding disorders, active ulcerative and angiodysplastic gastrointestinal disease, hemorrhagic stroke, or shortly after brain, spinal, or ophthalmological surgery, or in patients treated concomitantly with platelet inhibitors. Major haemorrhages including retroperitoneal and intracranial bleeding have been reported. Some of these cases have been fatal. As with other anticoagulants, bleeding can occur at any site during therapy with enoxaparin (see section 4.8). If bleeding occurs, the origin of the haemorrhage should be investigated and appropriate treatment instigated. An unexplained fall in hematocrit or blood pressure should lead to a search for a bleeding site and appropriate treatment instituted.

##### **Concomitant Medical Conditions**

Enoxaparin should be used with caution in patients with the following conditions: hepatic insufficiency, a bleeding diathesis, uncontrolled arterial hypertension, a history of gastrointestinal ulceration, impaired haemostasis, recent ischaemic stroke, diabetic retinopathy, recent neuro- or ophthalmologic surgery and haemorrhage.

##### **Heparin-Induced Thrombocytopenia**

Use of enoxaparin sodium in patients with a history of immune mediated HIT within the past 100 days or in the presence of circulating antibodies is contraindicated (see section 4.3). Circulating antibodies may persist for several years.

Enoxaparin is to be used with extreme caution in patients with a history (more than 100 days) of heparin-induced (including low molecular weight heparins) thrombocytopenia without circulating antibodies.

The decision to use enoxaparin in such a case must be made only after a careful benefit risk assessment and after non-heparin alternative treatments are considered.

##### **Spinal/Epidural Anaesthesia**

There have been rare cases of neuraxial haematomas reported with the concurrent use of enoxaparin and spinal/epidural anaesthesia resulting in long-term or permanent paralysis. These events are rare with enoxaparin dosage regimens 40 mg once daily or lower. The risk is greater with higher enoxaparin dosage regimens, use of post-operative indwelling catheters or the concomitant use of additional drugs affecting haemostasis such as non-steroidal anti-inflammatory drugs (NSAIDs) (See section 4.4 and 4.5). The risk also appears to be increased by traumatic or repeated neuraxial puncture or in patients with a history of spinal surgery or spinal deformity.

To reduce the potential risk of bleeding associated with the concurrent use of enoxaparin and epidural or spinal anaesthesia/analgesia, the pharmacokinetic profile of the drug should be considered (see section 5.2). Placement and removal of the needle/catheter is best performed when the anticoagulant effect of enoxaparin is low.



least 12 hours after administration of lower doses (20mg once daily, 30mg once or twice daily or 40mg once daily) of enoxaparin, and at least 24 hours after the administration of higher doses (0.75mg/kg twice daily, 1 mg/kg twice daily, or 1.5mg/kg once daily) of enoxaparin. Anti-Xa levels are still detectable at these time points, and these delays are not a guarantee that neuraxial haematoma will be avoided. Patients receiving the 0.75mg/kg twice-daily dose or the 1mg/kg twice-daily dose should not receive the second enoxaparin dose in the twice-daily regimen to allow a longer delay before catheter placement or removal. Likewise, although a specific recommendation for timing of a subsequent enoxaparin dose after catheter removal cannot be made, consider delaying this next dose for at least four hours, based on a benefit-risk assessment considering both the risk for thrombosis and the risk for bleeding in the context of the procedure and patient risk factors. For patients with creatinine clearance <30ml/minute, additional considerations are necessary because elimination of enoxaparin is more prolonged; consider doubling the timing of removal of a catheter, at least 24 hours for the lower prescribed dose of enoxaparin (30mg once daily) and at least 48 hours for the higher dose (1mg/kg/day). The patient's regular enoxaparin dose may need to be delayed to ensure this. If blood is present during needle/catheter placement, the subsequent dose of enoxaparin should be delayed for 24 hours after placement.

Should the physician decide to administer anticoagulation in the context of epidural/spinal anaesthesia or lumbar puncture, frequent monitoring must be exercised to detect any signs and symptoms of spinal haematoma such as midline back pain, sensory and motor deficits (numbness or weakness in lower limbs), bowel and/or bladder dysfunction. Patients should be instructed to inform their physician immediately if they experience any of the above signs or symptoms. If signs or symptoms of spinal haematoma are suspected, urgent diagnosis and treatment including spinal cord decompression should be initiated.

### **Thrombocytopenia**

Thrombocytopenia can occur with the administration of enoxaparin. Moderate thrombocytopenia (platelet counts between 100,000/mm<sup>3</sup> and 50,000/mm<sup>3</sup>) occurred at a rate of 1.3% in patients given enoxaparin, 1.2% in patients given heparin, and 0.7% in patients given placebo in clinical trials. Platelet counts less than 50,000/mm<sup>3</sup> occurred at a rate of 0.1% in patients given enoxaparin, in 0.2% of patients given heparin, and 0.4% of patients given placebo in the same trials. Thrombocytopenia of any degree should be monitored closely. If the platelet count falls below 100,000/mm<sup>3</sup>, enoxaparin should be discontinued. Cases of heparin-induced thrombocytopenia with thrombosis have also been observed in clinical practice. Some of these cases were complicated by organ infarction, limb ischemia, or death.

### **Prosthetic Heart Valves**

There have been no adequate studies to assess the safe and effective use of enoxaparin in preventing thromboembolism in patients with prosthetic heart valves. Cases of prosthetic heart valve thrombosis have been reported in patients with prosthetic heart valves who have received enoxaparin for thromboprophylaxis. Confounding factors, including underlying disease and insufficient clinical data, limit the evaluation of these cases. Some of these cases were pregnant women in whom thrombosis led to maternal and foetal death. Pregnant women with mechanical prosthetic heart valves may be at a higher risk for thromboembolism. The use of enoxaparin cannot be recommended for this purpose (see section 4.6).

### **Percutaneous Coronary Revascularisation Procedures**

To minimise the risk of bleeding following the vascular instrumentation during the treatment of unstable angina, non Q-wave myocardial infarction and ST-segment elevation acute myocardial infarction, adhere precisely to the intervals recommended between enoxaparin doses. It is important to achieve haemostasis at the puncture site after PCI. In case a closure device is used, the sheath can be removed immediately. If a manual compression method is used, the sheath should be removed 6 hours after the last IV/SC enoxaparin injection. If the treatment with enoxaparin sodium is to be continued, the next scheduled dose should be given no sooner than 6 to 8 hours after sheath removal. The site of the procedure should be

observed for signs of bleeding or haematoma formation.

**Renal Impairment**

In patients with renal impairment, there is an increase in exposure of enoxaparin which increases the risk of bleeding. Since exposure of enoxaparin is significantly increased in patients with severe renal impairment (creatinine clearance <30 mL/min), a dosage adjustment is recommended for therapeutic and prophylactic dosage ranges. Although no dose adjustment is recommended in patients with moderate (creatinine clearance 30-50 mL/min) and mild (creatinine clearance 50-80 mL/min) renal impairment, careful clinical observation is advised (see section 4.2: Renal Impairment).

Pharmacokinetics of enoxaparin are altered in renal impairment. The extent to which a defect in platelet function in severe renal failure might further contribute to bleeding risk is unknown.

**Hepatic Impairment**

See section 4.2

**Low Weight**

An increase in exposure of enoxaparin with prophylactic dosages (non-weight adjusted) has been observed in low-weight women (<45 kg) and low-weight men (<57 kg), which may lead to a higher risk of bleeding. Therefore, careful clinical observation is advised in these patients.

**Obese Patients**

Obese patients are at higher risk for thromboembolism. The safety and efficacy of prophylactic doses in obese patients (BMI >30 kg/m<sup>2</sup>) has not been fully determined and there is no consensus for dose adjustment. These patients should be observed carefully for signs and symptoms of thromboembolism.

**Paediatric Use:**

The safety and efficacy of enoxaparin in children has not been established.

**Use in the Elderly**

No increased bleeding tendency is observed in the elderly with the prophylactic dosage ranges. Elderly patients (especially patients eighty years of age and older) may be at an increased risk for bleeding complications with the therapeutic dosage ranges. Careful clinical observation is advised. A dosage adjustment may be necessary in elderly patients due to age-related impairment of renal function (see section 4.2: Renal Impairment).

In the clinical study for treatment of acute STEMI, in patients ≥75 years of age (n = 2532) the rate of death or myocardial re-infarction was higher than in the global population but lower in the enoxaparin group (24.8%) than in the UFH group (26.3%, relative risk 0.94, p = 0.38). Patients ≥75 years of age did not receive a 30-mg IV bolus prior to the normal dosage regimen and had their SC dose adjusted to 0.75 mg/kg every 12 hours (see section 4.2).

In patients ≥75 years of age, the rate of TIMI major bleeding was higher than in the global population and was higher in the enoxaparin group (3.3%) for patients ≥75 years of age compared with the UFH group (2.9%, RR 1.15, p=0.57).

Compared to younger patients (<65 years), the rate of TIMI major bleeding was higher in patients >65 years of age (respectively 1.2% and 2.5%) and was higher in the enoxaparin group as compared to the UFH group (see Clinical Trials).

**Effects on laboratory tests**

At doses used for prophylaxis of venous thromboembolism, enoxaparin does not influence bleeding time and global blood coagulation tests significantly, nor does it affect platelet aggregation or binding of fibrinogen to platelets.

At higher doses, increases in aPTT and ACT (activated clotting time) may occur. Increases in aPTT and ACT are not linearly correlated with increasing enoxaparin antithrombotic activity and therefore are unsuitable and unreliable for monitoring enoxaparin activity.

Periodic complete blood counts, including platelet count, and stool occult blood tests are recommended during the course of treatment with enoxaparin. When administered at recommended prophylaxis doses, routine coagulation tests such as Prothrombin Time (PT) and Activated Partial Thromboplastin Time (aPTT) are relatively insensitive measures of enoxaparin activity and, therefore, unsuitable for monitoring. Anti-Factor Xa may be used to monitor the anticoagulant effect of enoxaparin in patients with significant renal impairment. If during enoxaparin therapy abnormal coagulation parameters or bleeding should occur, anti-Factor Xa levels may be used to monitor the anticoagulant effects of enoxaparin.

### **Monitoring of Platelet Counts**

The risk of antibody-mediated heparin-induced thrombocytopenia also exists with LMWH's. Should thrombocytopenia occur, it usually appears between the 5th and 21st day following the beginning of enoxaparin treatment. Therefore, it is recommended that the platelet counts be measured before the initiation of therapy with enoxaparin and then regularly thereafter during the treatment. In practice, if a confirmed significant decrease of the platelet count is observed (30 to 50% of the initial value), enoxaparin treatment must be immediately discontinued and the patient switched to another therapy.

### **4.5 Interactions with other medicinal products and other forms of interaction**

Clinical trials revealed no adverse effects that could be caused by drug interactions including no pharmacokinetic interactions between enoxaparin and thrombolytics when administered concurrently.

It is recommended that agents which affect haemostasis should be discontinued prior to enoxaparin therapy unless strictly indicated. These agents include medications such as: anti-coagulants, thrombolytics, non-steroidal anti-inflammatory agents (including ketorolac), preparations containing aspirin, systemic salicylates, ticlopidine, dextran 40, clopidogrel, other anti-platelet agents including glycoprotein IIb/IIIa antagonists or systemic glucocorticoids.

If the combination is indicated, enoxaparin should be used with careful clinical and laboratory monitoring of the haemostatic factors, when appropriate.

### **4.6 Fertility, pregnancy, lactation**

#### Fertility

Enoxaparin was found to have no effect on fertility or reproductive performance of male and female rats at subcutaneous doses up to 20 mg/kg/day.

#### Pregnancy

Category C.

In embryo-foetal development studies of enoxaparin there was no evidence of teratogenicity at 30 mg/kg/day SC or 160 mg/kg/day IV in either rats or rabbits. A reduction in rat pup weights occurred at 20 mg/kg/day enoxaparin SC only when administered during the late phase of gestation. An increase in post-implantation loss was noted at 160 mg/kg/day enoxaparin IV in rabbits, but not at 40 mg/kg/day IV, nor in rats at up to 160 mg/kg/day IV. Post-natal development in rats was not affected by doses tested up to a maximum of 20 mg/kg/day enoxaparin IV.

In humans, there is no evidence that enoxaparin sodium crosses the placental barrier during the second trimester of pregnancy. There is no information available concerning the use of enoxaparin during the first and the third trimesters. As there are no adequate and well-

controlled studies in pregnant women and because animal studies are not always predictive of human response, this medicine should be used during pregnancy only if the physician has established a clear need.

There have been reports of congenital anomalies in infants born to women who received enoxaparin during pregnancy including cerebral anomalies, limb anomalies, hypospadias, peripheral vascular malformation, fibrotic dysplasia and cardiac defect. A cause and effect relationship has not been established nor has the incidence been shown to be higher than in the general population.

There have been post-marketing reports of foetal death when pregnant women received enoxaparin. Causality for these cases has not been determined. Pregnant women receiving anti-coagulants, including enoxaparin, are at increased risk of bleeding. Haemorrhage can occur at any site and may lead to death of mother and/or foetus. Pregnant women receiving enoxaparin should be carefully monitored. Pregnant women and women of child-bearing potential should be apprised of the potential hazard to the foetus and the mother if enoxaparin is administered during pregnancy.

The use of enoxaparin for thromboprophylaxis in pregnant women with mechanical prosthetic heart valves has not been adequately studied. In a clinical study of pregnant women with mechanical prosthetic heart valves given enoxaparin (1 mg/kg twice daily) to reduce the risk of thromboembolism, 2 of 8 women developed clots resulting in blockage of the valve and leading to maternal and foetal death. There have been isolated post-marketing reports of valve thrombosis in pregnant women with mechanical prosthetic heart valves while receiving enoxaparin for thromboprophylaxis. Pregnant women with mechanical prosthetic heart valves may be at a higher risk for thromboembolism. In the absence of additional dosing, efficacy and safety information in this circumstance, enoxaparin is not recommended for use in pregnant women with mechanical prosthetic heart valves (see section 4.4: Prosthetic Heart Valves).

#### Lactation

It is unknown whether enoxaparin is excreted into the breast milk of humans. In lactating rats, the concentration of <sup>35</sup>S-enoxaparin sodium or its labelled metabolites in milk was similar to that in maternal plasma. Apart from lower birth weights and slightly delayed physical development, there were no significant adverse effects of 20 mg/kg/day enoxaparin SC in a peri- and post- natal study in rats. Effects of enoxaparin on lactating women have not been studied. As a precaution, women should be advised not to breast feed while using enoxaparin.

#### **4.7 Effects on ability to drive and use machines**

Enoxaparin has no effect on the ability to drive and operate machines.

#### **4.8 Undesirable effects**

##### **Clinical Trial Data**

Enoxaparin sodium has been evaluated in more than 15,000 patients. The following information relates to adverse events observed in controlled clinical trials with patients given enoxaparin (Clexane) prophylaxis of deep vein thrombosis following orthopaedic or abdominal surgery in patients at risk for thromboembolic complications (n = 1176), prophylaxis of deep vein thrombosis in acutely ill medical patients with severely restricted mobility (n = 1169), treatment of deep vein thrombosis with or without pulmonary embolism (n = 669) or with patients given enoxaparin (Clexane) for the treatment of unstable angina or non-Q-wave myocardial infarction, administered concurrently with aspirin (n = 1578) or with patients given enoxaparin (Clexane) for the treatment of acute ST-segment elevation myocardial infarction (n = 10176).

Reported adverse events are presented at frequencies of:

*very common* > 1/10 (10%)

*common* ≥ 1/100 (1%) and < 1/10 (10%)

*uncommon* ≥ 1/1000 (0.1%) and < 1/100 (1%)

*rare* ≥ 1/10000 (0.01%) and < 1/1000 (0.1%)

*very rare* < 1/10000 (<0.01%)

Haematological

*Common:* Anaemia

In clinical trials haemorrhages were the most commonly reported reaction. These included major haemorrhages, reported at most 4.2% in surgical patients receiving prophylaxis. Bleeding may occur in the presence of associated risk factors such as: organic lesions liable to bleed, invasive procedures or the use of medications affecting haemostasis (see section 4.4 and 4.5). Major haemorrhage including retroperitoneal and intracranial bleeding has been reported. Some of these cases have been fatal.

Haemorrhages

<b>MedDRA system organ class</b>	<b>Prophylaxis in surgical patients</b>	<b>Prophylaxis in medical patients</b>	<b>Treatment in patients with DVT with or without PE</b>	<b>Treatment in patients with unstable angina and non-Q-wave MI</b>	<b>Treatment in patients with acute STEMI</b>
Vascular Disorders	Very common: Haemorrhage*  Rare: Retroperitoneal haemorrhage	Common: Haemorrhage*	Very common: Haemorrhage*  Uncommon: Intracranial haemorrhage, Retroperitoneal haemorrhage	Common: Haemorrhage*  Rare: Retroperitoneal haemorrhage	Common: Haemorrhage*  Uncommon: Intracranial haemorrhage, Retroperitoneal haemorrhage

\* such as haematoma, ecchymosis other than at injection site, wound haematoma, haematuria, epistaxis and gastro-intestinal haemorrhage.

Blood Disorders

Mild, transient, asymptomatic thrombocytopenia has been reported during the first days of therapy.

## NEW ZEALAND DATASHEET

### Thrombocytopenia and thrombocytosis

MedDRA system organ class	Prophylaxis in surgical patients	Prophylaxis in medical patients	Treatment in patients with DVT with or without PE	Treatment in patients with unstable angina and non-Q-wave MI	Treatment in patients with acute STEMI
Blood and lymphatic system disorders	Very common: Thrombocytosis* Common: Thrombocytopenia	Uncommon: Thrombocytopenia	Very common: Thrombocytosis* Common: Thrombocytopenia	Uncommon: Thrombocytopenia	Common: Thrombocytosis* Thrombocytopenia Very rare: Immuno-allergic thrombocytopenia

\*Platelet increased > 400 10<sup>9</sup>/L

### Hepatobiliary Disorders

*Very common:* Asymptomatic and reversible increases in liver enzymes levels (eg. transaminases) have been reported [NOTE: Liver enzymes were not assessed in the Unstable Angina Population].

### Gastrointestinal

*Common:* Nausea, Diarrhoea

### Other

*Common:* Peripheral oedema, Fever

### Psychiatric Disorders

*Common:* Confusion

### Immune System Disorders

*Common:* Allergic reaction

*Rare:* Anaphylactic/ anaphylactoid reaction (see also **Post-Marketing Experience**)

### Skin and Subcutaneous Tissue Disorders

*Common:* Urticaria, pruritus, erythema

*Uncommon:* Bullous dermatitis

### General Disorders and Administration Site Conditions

*Common:* Injection site haematoma, injection site pain, other injection site reaction (such as injection site oedema, haemorrhage, hypersensitivity, inflammation, mass, pain or reaction)

*Uncommon:* Local irritation, skin necrosis at injection site

### Investigations

*Rare:* hyperkalaemia

### **Post-Marketing Experience**

The following information relates to events observed following the marketing of enoxaparin. Voluntary reports of adverse events that have been received since market introduction (without causal relationship) that are not listed previously are cited below.

### Immune System Disorders

Anaphylactic/ anaphylactoid reactions including shock have been reported.

### Nervous System Disorders

Headaches have been reported.

### Haematological

## NEW ZEALAND DATASHEET

---

*Rare:* There have been rare reports of spinal or neuraxial haematomas with the concurrent use of enoxaparin and spinal/epidural anaesthesia, spinal puncture or post-operative indwelling catheters. These events have resulted in varying degrees of neurologic injuries including long-term or permanent paralysis (see section 4.4).

### Blood Disorders

Rare cases of immuno-allergic thrombocytopenia with or without thrombosis have been reported. In some cases, thrombosis was complicated by organ infarction or limb ischaemia (see section 4.4).

Asymptomatic and reversible increases in platelet counts, haemorrhagic anaemia and eosinophilia have been reported.

### Hypersensitivity and Skin - Injection site

*Very rare:* Pain, haematoma and mild local irritation may follow the subcutaneous injection of enoxaparin.

Hard inflammatory nodules, which are not cystic enclosures of enoxaparin, have been observed at the injection site. They resolve after a few days and should not cause treatment discontinuation.

Rare cases of skin necrosis, usually occurring at the injection site, have been reported with both unfractionated and low molecular weight heparins. These phenomena are usually preceded by purpura or erythematous plaques, infiltrated and painful. Treatment with enoxaparin must be discontinued immediately.

Alopecia has also been reported.

### Systemic Allergic Reactions

*Rare:* Cutaneous (bullous) or systemic allergic reactions (such as pruritis, rash and urticaria), including anaphylactic/anaphylactoid reactions may occur. In some cases discontinuation of the treatment may be necessary.

Cases of hypersensitivity cutaneous vasculitis have been reported.

### Metabolism Disorders

Cases of hyperkalaemia have been reported with heparins and low molecular weight heparins. Use of low molecular weight heparins over extended periods has been reported to be associated with development of osteopenia. Very rare cases of hyperlipidemia have also been reported.

### Hepatobiliary Disorders

Hepatocellular liver injury and cholestatic liver injury have been reported.

### Musculoskeletal and Connective Tissue Disorders

Osteoporosis following long-term therapy (greater than 3 months) has been reported.

### Reporting of suspected adverse reactions:

Reporting suspected adverse reactions after authorisation of the medicine is important. It allows continued monitoring of the benefit / risk balance of the medicine. Healthcare professionals are asked to report any suspected adverse reactions <https://pophealth.my.site.com/carmreportnz/s/>.

## **4.9 Overdosage**

### **Symptoms**

Accidental overdosage with enoxaparin after intravenous, extracorporeal or subcutaneous

administration may lead to haemorrhagic complications through anti-coagulant activity.

Oral ingestion of enoxaparin (no reported cases) should lead to no serious consequences, taking into account the very low gastric and intestinal absorption of the product. This may be checked by carrying out a plasma assay of the anti-Xa and anti-IIa activities.

### Treatment

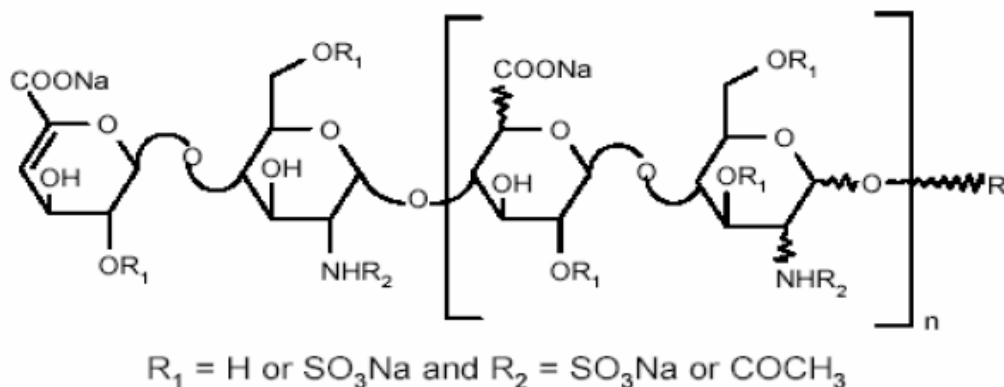
The anticoagulant effects can be largely neutralised by the slow intravenous injection of protamine. Particular care should be taken to avoid overdosage with protamine, as even with high doses of protamine, the anti-Xa activity of enoxaparin is never completely neutralised (maximum reversal of 60%), even though the anti-coagulant activity is neutralised. (See the prescribing information for protamine salts).

The dose of protamine depends on the dose of enoxaparin injected. If enoxaparin was administered in the previous 8 hours 1 mg protamine neutralises the anticoagulant effect of 1 mg or 100 anti-heparin units of protamine neutralises the anti-IIa activity generated by 1 mg (100 IU anti-Xa activity) of enoxaparin (see the Prescribing Information for protamine salts). An infusion of 0.5 mg protamine per 1 mg of enoxaparin may be administered if enoxaparin was administered greater than 8 hours previously, or if it has been determined that a second dose of protamine is required. Protamine administration may not be required 12 hours after the enoxaparin injection. However, depending on the clinical circumstances, eg the size of the dose of enoxaparin, whether or not a therapeutic level of anticoagulation needs to be retained and whether or not the patient is actively bleeding, the administration of a reduced dose of protamine may not be advisable.

For advice on the management of overdose please contact the National Poisons Centre on 0800 POISON (0800 764766).

## 5. PHARMACOLOGICAL PROPERTIES

### Chemical structure



R	X= 15 to 25%		n= 0 to 20
---	-----------------	--	------------



## NEW ZEALAND DATASHEET

	100 - X	H	n =1 to 21
--	---------	---	------------

X = Percent of polysaccharide chain containing 1, 6 anhydro derivative on the reducing end

### 5.1 Pharmacodynamic properties

Enoxaparin sodium is a low molecular weight heparin, LMWH (mean molecular weight of approximately 4,500 daltons). The drug substance is the sodium salt.

The molecular weight distribution is:

< 2000 daltons 12 to 20%

2000 to 8000 daltons 68 to 82%

> 8000 daltons ≤ 18%

Enoxaparin sodium is obtained by alkaline depolymerisation of heparin benzyl ester derived from porcine intestinal mucosa. Its structure is characterised by a 4-enopyranose uronate group at the non-reducing end. About 20% (ranging between 15% and 25%) of the enoxaparin structure contains a 1,6 anhydro derivative on the reducing end of the polysaccharide chain.

In the *in vitro* purified system, enoxaparin sodium has a high anti-Xa activity (approximately 100 U/mg) and a low anti-IIa or anti-thrombin activity (approximately 28 IU/mg). Pharmacodynamic parameters studied in healthy volunteers at enoxaparin sodium concentration over the range 100 - 200 mg/ mL were comparable.

## CLINICAL TRIALS

### Hip Replacement Surgery

Two randomised single-centre clinical trials were conducted in patients undergoing hip replacement surgery to determine if extended prophylaxis with enoxaparin 40 mg SC daily, given for up to 3 weeks post hospital discharge was effective in reducing the incidence of deep vein thrombosis (DVT) as compared to placebo. All patients were initially treated with enoxaparin 40 mg SC daily, beginning up to 12 hours prior to surgery in an open-label fashion. Patients who did not exhibit venous thromboembolic disease (either by negative venography in one study or by absence of clinical signs or symptoms in the other study) at the completion of in-hospital treatment were randomised to receive extended prophylaxis with either enoxaparin (n = 221) or placebo (n = 220) post-discharge in a blinded fashion. The incidence of deep vein thrombosis (total and proximal) during extended prophylaxis was significantly lower for enoxaparin (total: 12%; proximal: 6%) compared to placebo (total: 28%; proximal: 16%) in both studies. Bleeding events were limited to minor haemorrhages which were 11% for the enoxaparin treatment group versus 3% for the placebo treatment group. The majority of the bleeding events for both groups were injection site haemorrhages (9% enoxaparin vs 2% placebo).

### Thromboembolism Prophylaxis in Medical Patients

One randomised, double-blind, placebo-controlled, parallel group study was conducted to compare enoxaparin 20 mg once daily (E20), enoxaparin 40 mg once daily (E40) and placebo in the prophylaxis of VTE in patients hospitalised with acute heart failure, acute respiratory disease, acute infectious disease, acute rheumatic disorders, or acute inflammatory bowel disease. The treatment lasted 6-14 days. The primary efficacy endpoint was assessed in 866 patients – 288 placebo, 287 E20 and 291 E40 (respectively, 77.6%, 78.8% and 79.3% of those randomised to each group). The incidence of VTE was significantly lower in the E40 group (16/291, 5.5%) than in the placebo group (43/288, 14.9%), with a relative risk of 0.37 (95% CI 0.22-0.63, p = 0.0002). The incidence of VTE in the E20 group (43/287, 15%) was not significantly different from that in the placebo group, with a relative risk of 1.03 (95% CI 0.70-1.51, p = 0.90).

**Unstable Angina and Non-Q-Wave Myocardial Infarction**

In an international multicentre study [ESSENCE], 3171 patients enrolled at the acute phase of unstable angina or non-Q-wave myocardial infarction were randomised to receive in association with aspirin (100 to 325 mg once daily), either subcutaneous enoxaparin 1 mg/kg every 12 hours (n = 1607) or intravenous unfractionated heparin adjusted based on activated partial thromboplastin time (aPPT; n = 1564). Patients had to be treated in hospital for a minimum of 2 days and a maximum of 8 days, until clinical stabilisation, revascularisation procedures or hospital discharge; the median duration of treatment was 2.6 days in both groups and patients were followed up to 30 days. Enoxaparin significantly decreased the incidence of recurrent angina, myocardial infarction and death, with an absolute event rate of the composite triple endpoint at day 14 of 16.6% in the enoxaparin group, compared to 19.8% in the heparin group (p = 0.02). This represented a relative risk reduction of 16.2%, which remained statistically significant at 30 days of follow up. Furthermore, the need for revascularisation with percutaneous, transluminal coronary angioplasty (PTCA) or coronary artery bypass grafting (CABG) was significantly less frequent in the enoxaparin group (27.0% vs 32.2%, p = 0.001). The 30 day incidence of major bleeding was not significantly different between the two treatment groups (6.5% in the enoxaparin group vs 7.0% in the heparin group, p = 0.566), with an increase in minor bleeding observed in the enoxaparin group (18.4% vs 14.2%, p = 0.001), primarily constituting ecchymoses at injection sites.

**Acute ST-segment Elevation Myocardial Infarction (STEMI)**

In a multicentre, double-blind, double-dummy, parallel group study, 20479 patients with STEMI who were eligible to receive fibrinolytic therapy were randomised to receive either enoxaparin or unfractionated heparin. All patients were also treated with aspirin for a minimum of 30 days. Study medication was administered between 15 minutes before and 30 minutes after the initiation of fibrinolytic therapy. Unfractionated heparin was administered beginning with an IV bolus of 60 IU/kg (maximum 4000 IU) and followed by an infusion of 12 IU/kg per hour (initial maximum 1000 IU per hour) that was adjusted to maintain an aPTT of 1.5 to 2.0 times the control value. The IV infusion was to be given for at least 48 hours. The enoxaparin dosing strategy was adjusted according to the patient's age and renal function. For patients younger than 75 years of age, enoxaparin was given as a single 30 mg intravenous bolus plus a 1 mg/kg SC dose followed by an SC injection of 1 mg/kg every 12 hours. For patients 75 years of age or older, the IV bolus was not given and the SC dose was reduced to 0.75 mg/kg every 12 hours. For patients with severe renal insufficiency (estimated creatinine clearance of less than 30 mL per minute), the dose was to be modified to 1 mg/kg every 24 hours. The SC injections of enoxaparin were given until hospital discharge or for a maximum of eight days (whichever came first).

When percutaneous coronary intervention (PCI) was performed during the study medication period, patients were to receive antithrombotic support with blinded study drug. Therefore, for patients on enoxaparin, the PCI was to be performed on enoxaparin (no switch) using the regimen established in previous studies, i.e. no additional dosing if the last SC administration was given less than 8 hours before balloon inflation; IV bolus of 0.3 mg/kg enoxaparin if the last SC administration was given more than 8 hours before balloon inflation.

A total of 20506 patients were enrolled in the study, and 20479 patients were included in the intention to treat (ITT) population. The primary efficacy endpoint was the composite of death from any cause or myocardial reinfarction in the first 30 days after randomisation. The efficacy data show that the rate of the primary efficacy endpoint (death or myocardial re-infarction) was 9.9% in the enoxaparin group, as compared with 12.0% in the unfractionated heparin group, that is a 17% reduction in the relative risk (P<0.001).

The treatment benefits of enoxaparin, evident for a number of efficacy outcomes, emerged at 48 hours, at which time there was a 35% reduction in the relative risk of myocardial reinfarction, as compared with unfractionated heparin (P <0.0001). The beneficial effect of enoxaparin on the primary endpoint was consistent across key subgroups including age,

gender, infarct location, history of diabetes, history of prior myocardial infarction, fibrinolytic administered and time to treatment with study drug.

There was a significant treatment benefit of enoxaparin, as compared with unfractionated heparin, in patients who underwent PCI within 30 days after randomisation (23% relative risk reduction) or who were treated medically (15 % relative risk reduction, P = 0.27 for interaction).

The rate of the 30-day composite endpoint of death, myocardial re-infarction or intracranial haemorrhage (a measure of net clinical benefit) was significantly lower ( $p < 0.0001$ ) in the enoxaparin group (10.1%) as compared to the heparin group (12.2%), representing a 17% relative risk reduction in favour of treatment with enoxaparin.

### **Comparability of Exarane and Clexane**

The bioequivalence of Exarane and Clexane was established using a pharmacokinetic study (411/13) using surrogate markers such as anti-Xa, anti-IIa, Tissue Factor Pathway Inhibitor (TFPI) activity, as well as the ratio of anti-FXa and anti-FIIa activity. The AUC(0-t) and Amax of anti-Xa and anti-IIa activities as primary parameters for enoxaparin evaluation were used to assess bioequivalence. From the pharmacokinetic study conducted, both, Exarane and Clexane were found to be bioequivalent.

## **5.2 Pharmacokinetic properties**

The pharmacokinetic parameters of enoxaparin sodium have been studied primarily in terms of the time course of anti-Xa activity and also by anti-IIa activity, at the recommended dosage ranges after single and repeated subcutaneous administration and after single intravenous administration. The quantitative determination of anti-Xa and anti-IIa pharmacokinetic activities was conducted by validated amidolytic methods with specific substrates and an enoxaparin standard calibrated against the international standard for LMWH's (NIBSC).

### **Bioavailability and Absorption**

After subcutaneous (SC) injection of 20 to 80 mg and 1 or 2 mg/kg, enoxaparin sodium is rapidly and completely absorbed. The absorption is directly proportional to the dose administered indicating that, unlike unfractionated heparin, absorption of enoxaparin sodium is linear. The absolute bioavailability of enoxaparin sodium after subcutaneous injection, based on anti-Xa activity, is close to 100%. Injection volume and dose concentration over the range 100-200 mg/mL does not affect pharmacokinetic parameters in healthy volunteers.

The mean maximum plasma anti-Xa activity is observed 3 to 5 hours after subcutaneous injection and achieved approximately 0.2, 0.4, 1.0 and 1.3 anti-Xa IU/mL following single-subcutaneous administration of 20 mg, 40 mg, 1 mg/kg and 1.5 mg/kg doses respectively.

A 30 mg IV bolus immediately followed by a 1 mg/kg SC every 12 hours provided initial peak anti-Factor Xa levels of 1.16 IU/mL (n=16) and average exposure corresponding to 88% of steady-state levels. Steady-state is achieved on the second day of treatment.

Enoxaparin pharmacokinetics appears to be linear over the recommended dosage ranges. Intra-patient and inter-patient variability is low. After repeated subcutaneous administration of 40 mg once daily and 1.5 mg/kg once daily regimens in healthy volunteers, the steady-state is reached on day 2 with an average exposure ratio about 15% higher than after a single dose. Steady-state enoxaparin activity levels are well predicted by single dose pharmacokinetics. After repeated subcutaneous administration of the 1 mg/kg twice daily regimen, the steady-state is reached from day 3 to 4 with mean exposure about 65% higher than after a single dose and mean peak and trough levels of about 1.2 and 0.52 IU/mL, respectively. Based on enoxaparin sodium pharmacokinetics, this difference in steady state is expected and within the therapeutic range.

Plasma anti-IIa activity after subcutaneous administration is approximately ten-fold lower than anti-Xa activity. The mean maximum plasma anti-IIa activity is observed approximately 3 to 4

hours following subcutaneous injection and reaches 0.13 IU/mL and 0.19 IU/mL following repeated administration of 1 mg/kg twice daily and 1.5 mg/kg once daily, respectively.

**Distribution**

The volume of distribution of enoxaparin sodium anti-Xa activity is about 5 litres and is close to the blood volume.

**Elimination and Metabolism**

Enoxaparin sodium is a low clearance drug with a mean anti-Xa plasma clearance of 0.74 L/h after a 1.5 mg/kg 6-hour intravenous infusion.

Elimination appears monophasic with a half-life of about 4 hours after a single-subcutaneous dose to about 7 hours after repeated dosing.

Enoxaparin sodium is primarily metabolised in the liver by desulfation and/or depolymerisation to lower molecular weight species with much reduced biological potency. Renal clearance of active fragments represents about 10% of the administered dose and total renal excretion of active and non-active fragments 40% of the dose.

**5.3 Preclinical safety data****Carcinogenicity**

No long-term studies in animals have been performed to evaluate the carcinogenic potential of enoxaparin.

**Genotoxicity**

Enoxaparin was not genotoxic in *in vitro* tests, including the Ames test, mouse lymphoma cell forward mutation test and human lymphocyte chromosomal aberration test and the *in vivo* rat bone marrow chromosomal aberration test.

**6. PHARMACEUTICAL PARTICULARS****6.1 List of excipients**

Enoxaparin sodium solution for injection also contains water for injections as an inactive ingredient.

**6.2 Incompatibilities**

For subcutaneous use: do not mix enoxaparin with other injections or solutions.

Intravenous (Bolus) Injection Technique (for the treatment of acute STEMI): Enoxaparin should be administered through an intravenous line and should not be co-administered with other medications. To avoid the possible mixture of enoxaparin with other drugs, the intravenous access chosen should be flushed with a sufficient amount of saline or dextrose solution prior to and following the intravenous bolus administration of enoxaparin to clear the port of drug.

Enoxaparin may be safely administered with normal saline solution (0.9%) or 5% dextrose in water.

**6.3 Shelf life**

Exarane 20 mg/0.2 mL, Exarane 40 mg/0.4 mL, Exarane 60 mg/0.6 mL, Exarane 80 mg/0.8 mL and Exarane 100 mg/1 mL injection syringes: 3 years.

Exarane Forte 120 mg/0.8 mL and Exarane Forte 150 mg/1 mL injection syringes: 2 years.

#### **6.4 Special precautions for storage**

Do not freeze Exarane.

Store below 25°C.

#### **6.5 Nature and contents of container**

Solution for injection in Type I glass prefilled syringes fitted with injection needle in packs of 10.

The needles on the pre-filled syringes of Exarane are covered in a silicon coating, to enable ease of penetration.

#### **Exarane/Exarane Forte<sup>#</sup>**

20 mg/0.2 mL (anti-Xa: 2,000 IU) ready-to-use, prefilled syringes with/without graduation markings, 10s

40 mg/0.4 mL (anti-Xa: 4,000 IU) ready-to-use, prefilled syringes with/without graduation markings, 10s

60 mg/0.6 mL (anti-Xa: 6,000 IU) ready-to-use, prefilled syringes with/without graduated markings, 10s

80 mg/0.8 mL (anti-Xa: 8,000 IU) ready-to-use, prefilled syringes with/without graduated markings, 10s

100 mg/1 mL (anti-Xa: 10,000 IU) ready-to-use, prefilled syringes with/without graduated markings, 10s

120 mg/0.8mL (anti-Xa: 12,000 IU) ready-to-use, prefilled syringes with/without graduated markings, 10s

150 mg/1 mL (anti-Xa: 15,000 IU) ready-to-use, prefilled syringes with/without the graduated markings, 10s

#### **Exarane/Exarane Forte (with safety lock system)<sup>#</sup>**

20 mg/0.2 mL (anti-Xa: 2,000 IU) ready-to-use, prefilled syringes with/without graduated marking, 10s

40 mg/0.4 mL (anti-Xa: 4,000 IU) ready-to-use, prefilled syringes with/without graduated marking, 10s

60 mg/0.6 mL (anti-Xa: 6,000 IU) ready-to-use, prefilled syringes with/without graduated markings, 10s

80 mg/0.8 mL (anti-Xa: 8,000 IU) ready-to-use, prefilled syringes with/without graduated markings, 10s

100 mg/1 mL (anti-Xa: 10,000 IU) ready-to-use, prefilled syringes with/without graduated markings, 10s

120 mg/0.8mL (anti-Xa: 12,000 IU) ready-to-use, prefilled syringes with/without graduated markings, 10s

150 mg/1 mL (anti-Xa: 15,000 IU) ready-to-use, prefilled syringes with/without the graduated

markings, 10s

#not all presentations are available.

### **6.6 Special precautions for disposal and other handling**

Exarane contains no antimicrobial agent and should be used only once and then discarded.

Do not wipe the needle or allow Exarane solution to crystallise on the needle prior to use, as this will damage the silicon coating.

Intravenous (Bolus) Injection Technique (for the treatment of acute STEMI):

Exarane should be administered through an intravenous line and should not be co-administered with other medications. To avoid the possible mixture of Exarane with other drugs, the intravenous access chosen should be flushed with a sufficient amount of saline or dextrose solution prior to and following the intravenous bolus administration of Exarane to clear the port of drug.

## **7. MEDICINE SCHEDULE**

Prescription Medicine

## **8. SPONSOR**

Juno Pharmaceuticals NZ Limited,  
L3, Nexia Centre,  
22 Amersham Way,  
Manukau,  
Auckland,  
New Zealand

For Medical Information please call 0800 816 921

## **9. DATE OF FIRST APPROVAL**

18 March 2024

## **10. DATE OF REVISION OF THE TEXT**

24 May 2024

### **Summary table of changes**

<b>Section changed</b>	<b>Summary of new information</b>
All	Minor editorial changes
2, 4.2 and 6.5	Addition of information for the safety lock system