

Consumer Medicine Information (CMI) summary

The [full CMI](#) on the next page has more details. If you are worried about using this medicine, speak to your doctor or pharmacist.

1. Why am I using BETAFERON?

BETAFERON contains the active ingredient interferon beta-1b. BETAFERON is used to treat multiple sclerosis (MS).

For more information, see Section [1. Why am I using BETAFERON?](#) in the full CMI.

2. What should I know before I use BETAFERON?

Do not use if you have ever had an allergic reaction to BETAFERON or any of the ingredients listed at the end of the CMI.

Talk to your doctor if you have any other medical conditions, take any other medicines, or are pregnant or plan to become pregnant or are breastfeeding.

For more information, see Section [2. What should I know before I use BETAFERON?](#) in the full CMI.

3. What if I am taking other medicines?

Some medicines may interfere with BETAFERON and affect how it works.

A list of these medicines is in Section [3. What if I am taking other medicines?](#) in the full CMI.

4. How do I use BETAFERON?

- BETAFERON is given as a subcutaneous (under the skin) injection after reconstitution every other day.
- Treatment should be started at a low dose of 0.25 mL (0.0625 mg). The dose will then be increased gradually to the full dose of 1.0 mL (0.25 mg).
- Administration will either be done by your doctor or his/her assistant or by yourself after you have been carefully and sufficiently instructed and trained.

More instructions can be found in Section [4. How do I use BETAFERON?](#) in the full CMI.

5. What should I know while using BETAFERON?

Things you should do	<ul style="list-style-type: none">• Remind any doctor, dentist or pharmacist you visit that you are using BETAFERON.• If you become pregnant while taking this medicine, tell your doctor immediately.• Keep all of your doctor's appointments so that your progress can be checked.
Things you should not do	<ul style="list-style-type: none">• Do not stop using this medicine or change the dose, without first checking with your doctor.• Do not give this medicine to anyone else, even if their symptoms seem similar to yours or if they have the same condition as you.
Driving or using machines	<ul style="list-style-type: none">• The effects of the disease or of BETAFERON treatment may influence your ability to drive a car or operate machinery. You should discuss this with your doctor if you are concerned.
Looking after your medicine	<ul style="list-style-type: none">• Keep BETAFERON in a cool dry place where the temperature stays below 30°C before reconstitution. Do not freeze.

For more information, see Section [5. What should I know while using BETAFERON?](#) in the full CMI.

6. Are there any side effects?

Common side effects: Injection site reactions, Flu-like symptoms, skin sores, rash/itchiness, loss of scalp hair, gastrointestinal symptoms (e.g. nausea, vomiting, diarrhoea), dizziness, anxiety, nervousness, convulsion (fits), migraine, insomnia, abnormal vision, conjunctivitis, mental health problems (e.g. depression, confusion), infections, heart problems (e.g. high blood pressure, fluttering heart rate), abnormal menstrual bleeding, breast pain, muscle weakness or pain, urinary problems (e.g. difficulty urinating), abnormal blood or liver function test results, weight changes.

Serious side effects: Sudden signs of allergy such as rash, itching or hives on the skin, swelling of the face, lips, tongue or other parts of the body, shortness of breath, wheezing or trouble breathing; signs of liver damage, e.g. yellowing of the skin and/or eyes (jaundice).

For more information, including what to do if you have any side effects, see Section [6. Are there any side effects?](#) in the full CMI.

BETAFERON[®] (Bee·ta·feer·on)

Active ingredient: interferon beta-1b (rbe)

Consumer Medicine Information (CMI)

This leaflet provides important information about using BETAFERON. **You should also speak to your doctor or pharmacist if you would like further information or if you have any concerns or questions about using BETAFERON.**

Where to find information in this leaflet:

- [1. Why am I using BETAFERON?](#)
- [2. What should I know before I use BETAFERON?](#)
- [3. What if I am taking other medicines?](#)
- [4. How do I use BETAFERON?](#)
- [5. What should I know while using BETAFERON?](#)
- [6. Are there any side effects?](#)
- [7. Product details](#)

1. Why am I using BETAFERON?

BETAFERON contains the active ingredient interferon beta-1b. BETAFERON belongs to a class of medicines known as interferons. Interferons are naturally occurring proteins, produced by the body that help fight against attacks on the immune system such as viral infections.

The active substance of BETAFERON is interferon beta-1b, a recombinant human interferon beta produced from a strain of *Escherichia coli*.

BETAFERON is indicated for:

- the treatment of patients with a single clinical event indicating high risk of developing multiple sclerosis (MS)
- the treatment of patients who have occasional attacks or relapses during which symptoms become noticeably worse (at least two relapses within the last two years).
- the treatment of patients whose symptoms progress to another form of MS called secondary progressive MS.

2. What should I know before I use BETAFERON?

Warnings

Do not use BETAFERON if:

- you are allergic to interferon beta-1b (rbe), mannitol or human albumin, or any of the ingredients listed at the end of this leaflet.
Always check the ingredients to make sure you can use this medicine.
- you have liver failure.
- you suffer from epilepsy (fits or seizures) which is not controlled by other medicines.

Check with your doctor if you:

- have had any of the following medical conditions:
 - seizures (fits or convulsions),
 - severe depression (feeling of severe sadness and unworthiness) or thoughts of suicide
 - heart disorders
 - kidney disease
 - liver disease
 - blood disorder (e.g. low counts of platelets, red and white blood cells)
 - thyroid disease
 - pancreatitis
 - an increase of certain type of blood fats (triglycerides)
 - allergy to any other medicines, foods, dyes or preservatives
 - bone marrow disorder
 - monoclonal gammopathy (disorder of immune system where abnormal proteins are found in the blood).
- take any medicines for any other condition.
Care must be taken when BETAFERON is used with some medicines, including some used to treat fever and pain.
Some medicines that are broken down by the liver and BETAFERON may interfere with each other. These include:
 - medicine to treat epilepsy
 - medicine used for sedation or to treat anxiety
 - medicine to treat depression

During treatment, you may be at risk of developing certain side effects. It is important you understand these risks and how to monitor for them. See additional information under Section [6. Are there any side effects?](#)

Pregnancy and breastfeeding

Check with your doctor if you are pregnant or intend to become pregnant.

It is not known whether BETAFERON can affect your developing baby if you take it during pregnancy.

Women of childbearing age should take appropriate contraceptive measures while using BETAFERON.

If you become pregnant while using BETAFERON, consider stopping your treatment and contact your doctor immediately.

Your doctor can discuss with you the risks and benefits involved.

Talk to your doctor if you are breastfeeding or intend to breastfeed.

It is not known whether BETAFERON passes into breast milk. If you want to breastfeed while using BETAFERON, discuss this with your doctor.

Children under 18 years of age

- BETA FERON is not recommended for use in children under 18 years of age with MS as there is no clinical experience in this age group.

3. What if I am taking other medicines?

Tell your doctor or pharmacist if you are taking any other medicines, including any medicines, vitamins or supplements that you buy without a prescription from your pharmacy, supermarket or health food shop.

Care must be taken when BETA FERON is used with some medicines, including some used to treat fever and pain.

The following medicines commonly used by people with MS have been well tolerated whilst using BETA FERON:

- corticosteroids such as hydrocortisone, prednisone or prednisolone
- ACTH (adrenocorticotrophic hormone)

Some medicines that are broken down by the liver and BETA FERON may interfere with each other. These include:

- medicine to treat epilepsy
- medicine used for sedation or to treat anxiety
- medicine to treat depression

Your doctor may have to adjust the dose of your other medicines while you are using BETA FERON. It is therefore important that you tell your doctor about all the medicines that you are taking.

Check with your doctor or pharmacist if you are not sure about what medicines, vitamins or supplements you are taking and if these affect BETA FERON.

4. How do I use BETA FERON?

BETA FERON injections

- BETA FERON is given as a subcutaneous (under the skin) injection after reconstitution every other day.
- Treatment with BETA FERON should be started under the supervision of a specialist doctor experienced in the treatment of MS.
- It is recommended that new users of BETA FERON contact the MS immunotherapy nurse to assist with training. A list of contact numbers is included under Further Information. The service is available at no cost.
- Before administration, the BETA FERON solution for injection has to be prepared from a vial of BETA FERON and the 1.2 mL of diluent from the pre-filled syringe.
- BETA FERON should not be injected directly into the veins.
- The instructions included in this leaflet are for manual self injection. Auto-injectors are also available for use with BETA FERON. If an auto-injector is used, please follow instructions enclosed with your auto-injector.

How much to use

- In general, treatment should be started at a low dose of 0.25 mL (0.0625 mg). The dose will then be increased gradually to the full dose of 1.0 mL.
- The dose should be increased at every fourth injection in four steps (0.25 mL, 0.5 mL, 0.75 mL, 1.0 mL). Your doctor may decide together with you to change the time interval for the dose increase depending on side effects you may experience at the start of treatment.

How to inject BETA FERON

Administration will either be done by your doctor or his/her assistant or by yourself after you have been carefully and sufficiently instructed and trained. To assist you in subcutaneous self-administration of BETA FERON, detailed instructions for self-injection are set out below. These instructions also tell you how to prepare the BETA FERON solution for injection.

To reduce the risk of the injection solution becoming contaminated it should be used as soon as possible after it is prepared. If required, the reconstituted solution for injection may be stored in the refrigerator (not freezer) at 2°C to 8°C and used within 3 hours of preparation.

The following instructions and pictures explain how to prepare BETA FERON for injection and how to inject BETA FERON yourself.

Please read the instructions carefully and follow them step by step. Your doctor or their assistant will help you to learn the process of self-administration. Do not attempt to inject yourself until you are sure that you understand how to prepare the injection solution and give the injection to yourself.

The instructions include the following main steps:

- A. General advice
- B. Getting ready to inject
- C. Reconstituting the solution, step by step
- D. Drawing up the injection
- E. Giving the injection
- F. Quick review of the process

A. General advice

- Be consistent, use BETA FERON as described under "How BETA FERON is used" within this leaflet.
- Keep your syringes and syringe disposal unit out of reach of children; lock the supplies away if possible.
- Never re-use syringes or needles.
- Always use a sterile (aseptic) technique as described here. If in any doubt, discard needles, syringes or solution and start again.
- Always place the used syringes in the proper disposal unit.

B. Getting ready to inject

Choosing an injection site

Before preparing your injection, decide where you are going to inject. You should inject BETAFERON into the fatty layer between the skin and muscle (that is, subcutaneously, about 8 to 12 mm under the skin). The best places for injections are where the skin is loose and soft, and away from joints, nerves, or bones, for example the abdomen, arm, thigh, or buttocks. Try to avoid the panty or belt line at the waist and the seat portion of the buttocks as daily activity may irritate these areas.

Important: Do not use any area where you can feel lumps, bumps, firm knots, pain or an area that is discoloured, indented, scabbed, or where skin is broken. Talk to your doctor or healthcare professional about these or any other unusual conditions you may find.

You should rotate the injection site at every injection. If some areas are too difficult for you to reach, you may need to ask your support person (or someone who has been trained to give injections) to help you with these injections. Follow the sequence described in the schedule at the end of this leaflet (see "Rotating injection sites") and you will come back to your first injection site area after 8 injections (16 days). This will give each injection site a chance to fully recover before receiving another injection.

Please refer to the rotation schedule at the end of this leaflet to learn how to choose an injection site. An example of a medication record is also included. This should give you an idea of how you can keep track of your injection sites and dates.

Checking the content of the pack

You will find in the BETAFERON pack:

- 1 BETAFERON vial (with powder for solution for injection)
- 1 pre-filled syringe of diluent for BETAFERON (sodium chloride solution 5.4 mg/mL (0.54%)). (Be sure that the tip cap is firmly attached to the solvent syringe!)
- 1 vial adapter with a pre-attached needle
- 2 alcohol swabs for skin and vial cleaning.

In addition you will need a disposal unit for used syringes and needles.

For skin disinfection use an appropriate disinfectant.

C. Reconstituting the solution, step by step

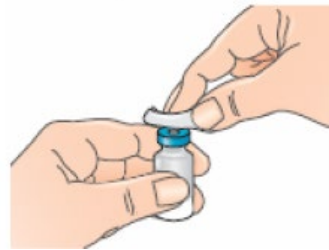
1 – Wash your hands thoroughly with soap and water before beginning this process.



2 – Open the BETAFERON vial and put it on the table. It is best to use your thumb rather than your nail as it could break.



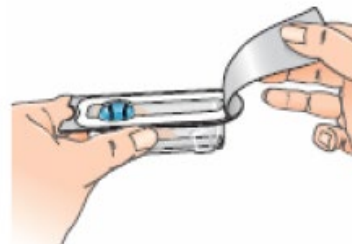
3 – Clean the top of the vial with an alcohol wipe, moving the wipe in one direction only. Leave the wipe on top of the vial.



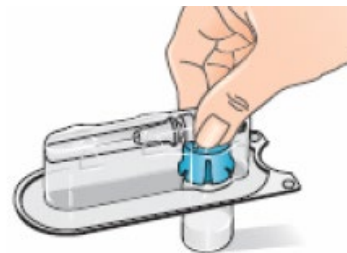
4 – Open the blister pack containing the vial adapter, but leave the vial adapter inside.

Do not remove the vial adapter from the blister pack at this stage.

Do not touch the vial adapter. This is to keep it sterile.



5 – Rest the vial on a flat surface while attaching the adapter.

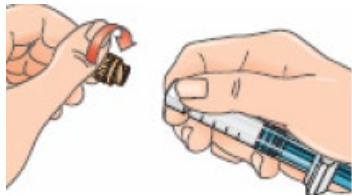


6 – Remove the alcohol wipe from the top of the BETAFERON vial. Place the blister pack containing the vial adapter on top of the vial. Push it down with your thumb and forefinger or the palm of your hand until you feel it snap into place.

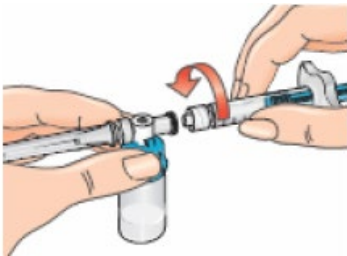
7 – Remove the blister pack from the vial adapter, holding the blister edges. Now you are ready to attach the pre-filled diluent syringe to the vial adapter.



8 – Pick up the syringe. Remove the orange tip cap, using a ‘twist-and-pull’ motion. Throw away the tip cap.

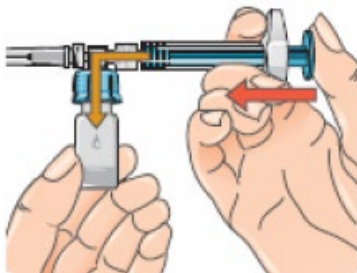


9 – Connect the syringe to the opening on the side of the vial adapter by inserting the end of the syringe and tightening carefully with a clockwise “push-and-twist” motion (see arrow). This will form the syringe assembly.



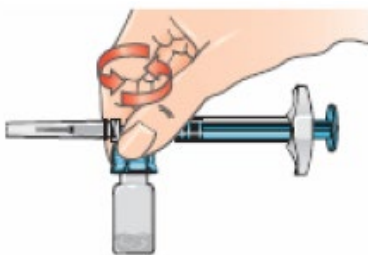
10 – Hold the syringe assembly at the bottom of the vial. Slowly push the plunger of the syringe in all the way to transfer all of the diluent into the vial. Release the plunger.

The plunger may go back to its original position.



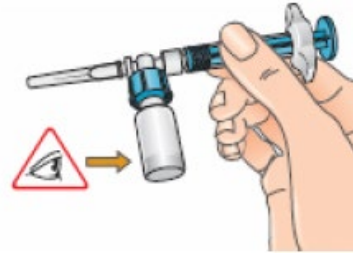
11 – With the syringe assembly still attached, swirl the vial around gently to completely dissolve the dry BETAFERON powder.

Do not shake the vial.



12 – Examine the solution carefully. It should be clear and contain no particles. If the solution is discoloured or contains particles, discard it and start again with a new

single pack of supplies. If foam is present – which can happen if the vial is shaken or swirled too much – let the vial sit undisturbed until the foam settles.

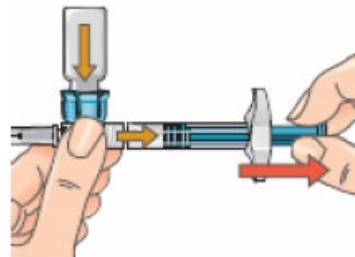


13 – If the plunger has moved back to its original position push it in again and hold it in place. To prepare your injection, turn the assembly over so that the vial is on top, cap side pointing down. Doing this allows the solution to flow down into the syringe.

D. Drawing up the injection

Keep the syringe horizontal.

Slowly pull the plunger back to withdraw all the solution out of the vial and into the syringe.



14 – Turn the syringe assembly so that the needle is pointing up. This allows any air bubbles to rise to the top of the solution.

15 – Remove any air bubbles by gently tapping the syringe and pushing the plunger to the 1ml mark, or to the volume prescribed by your doctor.

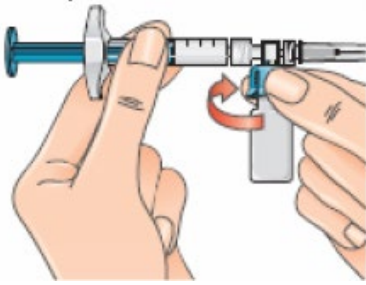
If too much solution goes into the vial along with the air bubbles, pull the plunger back a little to withdraw the solution back from the vial into the syringe. Do this until all the air is gone and there is 1 ml of reconstituted solution in the syringe.



Important: You will need to hold the syringe assembly to a horizontal position with the vial on top when withdrawing solution again.

16 – Next, hold the blue vial adapter with the attached vial and remove it from the syringe by twisting it and then pulling it down, away from the syringe.

Only hold the blue plastic adapter when removing. Keep the syringe in a horizontal position and the vial below the syringe.



17 – Removing the vial and adapter from the syringe (using the twist and pull motion) ensures that the solution will flow out from the needle when injected.



18 – Dispose of the vial and any unused portion of the solution in the disposal unit.

You are now ready to inject.

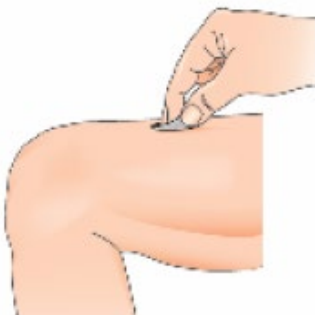
If, for some reason, you are not able to inject the BETAFERON immediately, you can keep the reconstituted solution in the syringe in a refrigerator for up to 3 hours before using. Do not freeze the solution, and do not wait longer than 3 hours to inject it. If more than 3 hours pass, discard the reconstituted BETAFERON solution and prepare a new injection. When you use the solution, warm it up in your hands before injecting to avoid pain.

E. Giving the injection subcutaneously (under the skin)

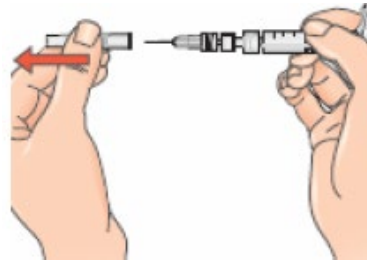
1 – Choose an area for the injection (see advice at the start and diagrams at the end of this leaflet), and make a note of it in your medication record.

2 – Use an alcohol swab to clean the skin at the injection site. Let the skin air-dry. Throw the swab away.

For skin disinfection use an appropriate disinfectant.



3 – Remove the cap from the needle. Pull the cap, do not twist it.



4 – Gently pinch the skin together around the disinfected injection site (to raise it up a little).

Please follow manufacturer's instructions for use with an auto-injector. Alternatively, for manual injection:

5 – Holding the syringe like a pencil or a dart, push the needle straight into the skin at a 90° angle with a quick, firm motion.

6 – Inject the medicine using a slow, steady push on the plunger. (Push the plunger all the way in until the syringe is empty.)

7 – Discard the syringe in the disposal unit.

F. Quick review of the process

- Take out the contents of the pack
- Attach vial adapter to the vial
- Connect the syringe to the vial adapter
- Push syringe plunger to transfer diluent into the vial
- Turn the syringe assembly over, then pull out the plunger
- Remove vial from syringe — you are now ready to inject

NOTE: The injection should be administered immediately after mixing (if the injection is delayed, refrigerate the solution and inject it within 3 hours). Do not freeze.

Rotating injection sites

You need to choose a new site for each injection to allow the area time to recover and help prevent infection. Advice on which areas to choose is given in the first part of this leaflet. It is a good idea to know where you plan to inject before you prepare your syringe. The schedule shown in the diagram below will help you to vary the sites appropriately. For example, give the first injection into the right side of the abdomen, choose the left side for the second injection, then move to the right thigh for the third, and so on through the diagram until all suitable areas of the body have been used. Keep a record of where and when you last gave yourself an injection. One way to do that is to note the injection site on the enclosed medication record card.

By following this schedule, you will come back to your first area (e.g. the right side of the abdomen) after 8 injections (16 days). This is called a Rotation Cycle. On our example schedule each area is split again into 6 injection sites (which adds up to 48 injection sites all together), left, right, upper, middle and lower part of each area. If you come back to an area after one Rotation Cycle, choose the most

distant injection site within this area. If an area becomes sore, talk to your doctor or nurse about choosing other injection sites.

Rotation Schedule:

To help you rotate the injection sites appropriately we recommend that you keep a record of the date and location of your injection. You can use the following rotation schedule.

Work through each rotation cycle in turn. Each cycle will be 8 injections (16 days), given in an area 1 through to area 8 in turn. By following this sequence, you will give each area a chance to recover before receiving another injection.

Rotation Cycle 1: Upper left section of each area.

Rotation Cycle 2: Lower right section of each area.

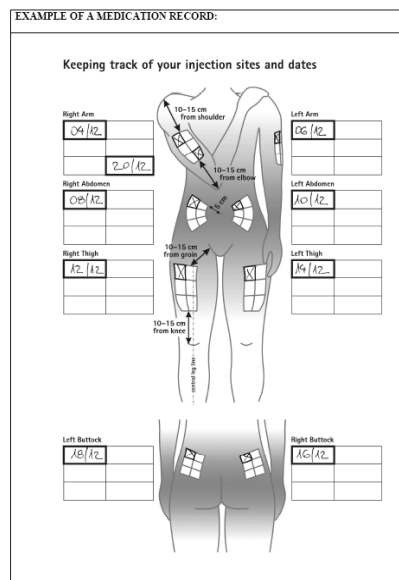
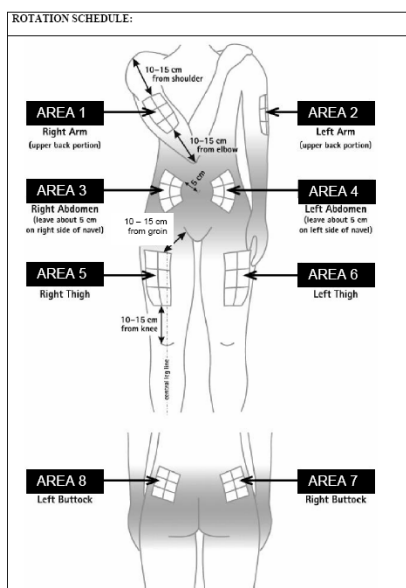
Rotation Cycle 3: Middle left section of each area.

Rotation Cycle 4: Upper right section of each area

BETAFERON Medication record

Instructions for keeping track of your injection sites and dates

- Start with your first injection (or your last injection if you are not a new BETAFERON user).
- Select an injection site. If you have already been using BETAFERON, start with the area that has not been used during the last rotation cycle, i.e. the past 16 weeks.)
- After your injection, fill in the used injection site and date on the table in your injection record (see the example: Keeping track of your injection sites and dates).



If you forget to inject BETAFERON

BETAFERON should be used regularly at the same time every other day. If you miss your dose at the usual time, do it as soon as you remember and then follow on with the next one 48 hours later.

Do not take a double dose to make up for the dose you missed.

If you inject too much BETAFERON

Administration of many times the dose of BETAFERON recommended for treatment of multiple sclerosis has not led to life-threatening situations.

In case of accidental overdose (e.g. one injection every 24 hours instead of every 48 hours):

- contact your doctor, or
- phone the Poisons Information Centre (**Australia: 13 11 26 or New Zealand: 0800 POISON or 0800 764 766**)

5. What should I know while using BETAFERON?

Things you should do

- If you become pregnant while taking this medicine, tell your doctor immediately.
- Keep all of your doctor's appointments so that your progress can be checked.
- Your doctor may also take blood tests prior to commencing and regularly during treatment with BETAFERON to test for changes in your blood count, liver function and thyroid function.

Injection site skin breakdown and tissue destruction can be extensive and may involve scar formation. If you have multiple lesions, BETAFERON must be discontinued until healing has taken place. Patients with single lesions may continue on BETAFERON provided the necrosis is not too extensive, as some patients have experienced healing of injection site necrosis while on BETAFERON.

To minimise the risk of injection site necrosis you must:

- use an aseptic technique
- rotate the injection sites with each dose

The procedure of self-administration must be reviewed periodically by your doctor, especially if injection site reactions have occurred.

Call your doctor straight away if you:

- experience depression or suicide thoughts
- experience symptoms such as itching, swelling of face and/or your tongue or sudden shortness of breath. These may be symptoms of a serious allergic reaction (hypersensitivity) that may become life threatening.
- experience irregularity of your heart beats or fluid retention (swelling) in the lower parts of your body (e.g. ankles, legs) or shortness of breath. These may be symptoms of a disease of the heart muscle which has been reported in rare cases during treatment with BETAFERON.
- suffer from signs of frequent infections such as fever or sore throat; notice unusual bruising or excessive bleeding after injury.
- notice a yellowish colouration of your skin or eyes (jaundice), loss of appetite, or fatigue.

Remind any doctor, dentist or pharmacist you visit that you are using BETAFERON.

Things you should not do

- Do not stop using BETAFERON, or change the dose, without first checking with your doctor.
- Do not give this medicine to anyone else, even if their symptoms seem similar to yours or if they have the same condition as you.
- Do not use BETAFERON to treat any other complaints.

Driving or using machines

The effects of the disease or of BETAFERON treatment may influence your ability to drive a car or operate machinery. You should discuss this with your doctor if you are concerned.

Looking after your medicine

- Keep BETAFERON in the original pack until it is time for it to be used/given.
- Keep BETAFERON in a cool dry place where the temperature stays below 30°C before reconstitution. Do not freeze.
- After preparing the solution, you should use it immediately. However, if you are not able to do so, you can store the reconstituted solution in the refrigerator between 2 to 8°C for up to 3 hours. (Refrigerate. Do Not Freeze).
- When you use the solution, warm it up in your hands before injecting to avoid pain. Do not use BETAFERON if you notice it contains particles or if it is discoloured.
- **Once you have administered the injection, you should throw any unused portion away.**

Follow the instructions in the carton on how to take care of your medicine properly.

Store it in a cool dry place away from moisture, heat or sunlight; for example, do not store it:

- in the bathroom or near a sink, or
- in the car or on window sills.

Keep it where young children cannot reach it.

When to discard your medicine

BETAFERON should be used once only. After injecting, you should discard the syringe even if you have not injected all its contents. Syringes should be discarded in an appropriate disposal unit.

If your doctor tells you to stop using BETAFERON or if it has passed its expiry date, ask your doctor or pharmacist what to do with any syringes that are left over.

Getting rid of any unwanted medicine

If your doctor tells you to stop using BETAFERON or if it has passed its expiry date, ask your doctor or pharmacist what to do with any syringes that are left over.

Do not use this medicine after the expiry date.

6. Are there any side effects?

All medicines can have side effects. If you do experience any side effects, most of them are minor and temporary. However, some side effects may need medical attention.

See the information below and, if you need to, ask your doctor or pharmacist if you have any further questions about side effects.

Less serious side effects

Less serious side effects	What to do
Skin-related: <ul style="list-style-type: none"> • Injection site reactions (infection, redness, swelling bruising, pain, or itching) • Skin sores (Redness, swelling, infection, pain, allergy, skin cell-death where the injection was given) • Rash, itchiness • Loss of scalp hair 	<p>Speak to your doctor if you have skin-related side effects and they worry you.</p> <p>Injection site reactions may be reduced by administration with an autoinjector and by rotating injection sites.</p> <p>Skin sores tend to be worst at the start of treatment and become less of a problem over time. If you experience multiple skin sores, very severe sores or breakage of the skin associated with swelling or drainage of fluid from the</p>

	injection site you should discuss this with your doctor. It may be necessary to stop using BETAFERON until these are healed.
Flu-like symptoms: <ul style="list-style-type: none"> fever, chills, muscular pain, headache, tiredness, painful joints, general feeling of being unwell, or sweating 	Speak to your doctor if you have flu-like symptoms and they worry you. These may be relieved if paracetamol or ibuprofen is taken when the injection is given.
Gastrointestinal-related <ul style="list-style-type: none"> Nausea, vomiting, diarrhoea, constipation, abdominal pain Nervous system-related <ul style="list-style-type: none"> Dizziness, anxiety, nervousness Convulsion (fits) Migraine Insomnia Eye-related: <ul style="list-style-type: none"> Abnormal vision Conjunctivitis Mental health-related: <ul style="list-style-type: none"> Depression, emotional instability Suicide attempts Confusion Infection-related <ul style="list-style-type: none"> Infected sinus Infections Heart-related: <ul style="list-style-type: none"> High blood pressure Fast or fluttering heart beat Chest pain Reproductive system-related: <ul style="list-style-type: none"> Abnormal menstruation bleeding, e.g. unusually heavy or irregular bleeding Breast pain Musculoskeletal-related: <ul style="list-style-type: none"> Muscle pain and stiffness Muscle weakness Pelvic pain Back pain 	Speak to your doctor if you have any of these less serious side effects and they worry you.

<ul style="list-style-type: none"> Joint pain Chest pain Urinary system-related: <ul style="list-style-type: none"> Kidney problems Cystitis (bladder infection) Urinary disorders (e.g. difficulty urinating, increased urination frequency) Blood-related: <ul style="list-style-type: none"> Abnormal blood or liver function test results General: <ul style="list-style-type: none"> Anorexia Changes in weight 	
---	--

Serious side effects

Serious side effects	What to do
<ul style="list-style-type: none"> Sudden signs of allergy such as rash, itching or hives on the skin, swelling of the face, lips, tongue or other parts of the body Shortness of breath, wheezing or trouble breathing Signs of hepatitis or liver failure, such as yellowing of the skin and/or eyes (jaundice) 	Call your doctor straight away, or go straight to the Emergency Department at your nearest hospital if you notice any of these serious side effects.

Tell your doctor or pharmacist if you notice anything else that may be making you feel unwell.

Other side effects not listed here may occur in some people.

Reporting side effects

After you have received medical advice for any side effects you experience, you can report side effects to the Therapeutic Goods Administration online at www.tga.gov.au/reporting-problems. By reporting side effects, you can help provide more information on the safety of this medicine.

Always make sure you speak to your doctor or pharmacist before you decide to stop taking any of your medicines.

7. Product details

This medicine is only available with a doctor's prescription.

What BETAFERON contains

Active ingredient (main ingredient)	Each mL of reconstituted solution for injection contains 8
--	--

	million IU (international units) or 0.25 mg interferon beta-1b (rbe).
Other ingredients (inactive ingredients)	<ul style="list-style-type: none"> • mannitol • human albumin • 0.54 % sodium chloride solution (as diluent).
Potential allergens	Mannitol (a naturally occurring sugar) Human albumin (a protein)

See MEDSAFE website (www.medsafe.govt.nz) for latest New Zealand Consumer Medicine Information.

® Registered Trademark of the Bayer Group, Germany

© Bayer Australia Ltd

All rights reserved



Do not take this medicine if you are allergic to any of these ingredients.

What BETA FERON looks like

BETA FERON is a sterile white to off-white powder for solution for injection (Aust R 83309).

BETA FERON is available in a carton containing 15 single use packs.

Each single use pack contains:

- 1 BETA FERON vial with powder for injection
- 1 pre-filled syringe containing diluent
- 1 vial adapter with needle and
- 2 alcohol swabs.

Further information

You can obtain more information from your doctor, pharmacist or the MS Society in your State.

<https://www.nps.org.au/australian-prescriber/articles/ms-australia>

NSW free call: 1800 042 138

TAS free call: 1800 676 721

Patient support kits that include a step-by-step instruction DVD and video are available.

Who distributes BETA FERON

Bayer Australia Ltd
ABN 22 000 138 714
875 Pacific Highway
Pymble NSW 2073

Bayer New Zealand Limited
PO Box 2825
Shortland Street
Auckland 1140
New Zealand

See TGA website (www.ebs.tga.gov.au) for latest Australian Consumer Medicine Information.

This leaflet was prepared in June 2024.