

TRAVATAN[®] Eye Drops 0.004%

travoprost

CONSUMER MEDICINE INFORMATION

What Is In This Leaflet

Read this leaflet carefully before you start to use TRAVATAN Eye Drops.

This leaflet has been written to answer some common questions about TRAVATAN Eye Drops. It does not contain all of the available information and does not take the place of talking to your doctor or pharmacist.

All medicines have risks and benefits. In deciding to prescribe TRAVATAN Eye Drops for you, your doctor has weighed the potential risks and the expected benefits of using this medicine.

The information in this leaflet applies to TRAVATAN Eye Drops only. This information does not apply to similar products, even if they contain the same ingredients.

If you have any concerns about using TRAVATAN Eye Drops ask your doctor or pharmacist.

Keep this leaflet with your medicine.

You may need to read it again.

What TRAVATAN Is Used For

TRAVATAN Eye Drops contain the active ingredient travoprost, which belongs to a class of medicines known as “prostaglandins”.

TRAVATAN Eye Drops are used, either alone or in combination with other eye drops/medicines, to lower raised pressure in the eye and to treat glaucoma.

Glaucoma is usually caused by a build up of the fluid which flows

through the eye, leading to an increase in the pressure within the eye; some people with glaucoma may, however, have normal pressure within the eye.

TRAVATAN Eye Drops lower the pressure within the eye by increasing the outflow of fluid from the eye.

Although TRAVATAN Eye Drops help to control your glaucoma, they do not cure it.

TRAVATAN Eye Drops are not addictive.

Before You Use TRAVATAN

Let your doctor know if any of the following applies to you before you start using TRAVATAN Eye Drops:

- You are allergic to travoprost, any of the other ingredients in TRAVATAN Eye Drops (these are listed under “**Product Description**”) or you have ever experienced a reaction to any other prostaglandin medicine;
- You are pregnant, or are intending to become pregnant;
- You are breastfeeding;
- You are taking any other medicines, including medicines that you buy at a pharmacy or health food shop without a doctor’s prescription.
- You suffer from dry eyes or any diseases of the cornea

This is particularly important if you are currently taking any tablets to treat glaucoma or you are using any other type of eye drops.

TRAVATAN Eye Drops are not recommended for use in children.

Do not use TRAVATAN Eye Drops if:

- The foil overwrap pouch appears damaged in any way (It is possible that the foil overwrap pouch may have been removed by your pharmacist);
- The date (EXP) printed on the label and carton has passed.

Do not put TRAVATAN Eye Drops into your eye(s) while you are wearing soft contact lenses.

You can put your soft contact lenses into your eyes 15 minutes after you have used TRAVATAN Eye Drops.

Using TRAVATAN

The usual dose of TRAVATAN Eye Drops is **one drop** in the affected eye(s) **once each day**. Your dosing instructions will be printed on the label your pharmacist put on the bottle or carton.

Do not use TRAVATAN Eye Drops more often than your doctor or pharmacist has told you.

Follow all directions given to you by your doctor carefully.

They may differ from the information contained in this leaflet.

TRAVATAN Eye Drops work most effectively if used during the evening, before going to bed.

If you are being changed from one eye drop to another, follow your doctor's instructions carefully as to when to stop the old drops and when to start the new drops.

After using TRAVATAN Eye Drops wait at least 5 minutes before putting any other eye drops in your eye(s).

If you are unsure about when, or how, to stop using TRAVATAN Eye Drops you should talk to your doctor.

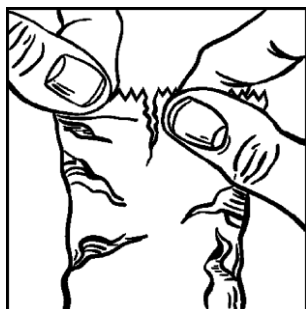
TRAVATAN Eye Drops may gradually change the colour of the eye; this is due to an increase in pigment within the iris (coloured portion of the eye). This change in eye colour is most frequently seen in eyes with mixed colours (e.g. blue-brown, grey-brown), however, it may also occur with single coloured eyes. This change in eye colour may be permanent.

How to use TRAVATAN

Follow these steps to use TRAVATAN Eye Drops:

1. Wash your hands thoroughly.
2. Immediately before using a bottle for the first time, tear-off the overwrap pouch and take it out (see Diagram 1).

Diagram 1



3. Remove the cap from the bottle.

4. Hold the bottle upside down in one hand between your thumb and first finger (see Diagram 2).

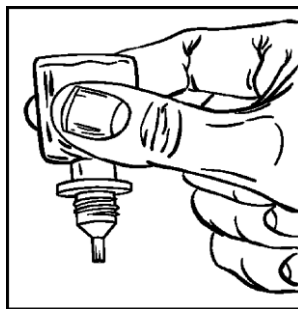
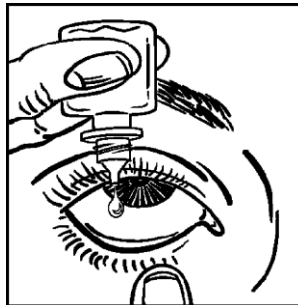


Diagram 2

5. Tilt your head back and look up.
6. Using your other hand, gently pull down your lower eyelid to form a pouch/pocket.
7. Place the dropper tip close to, but not touching, your eye. Release one drop into the pouch/pocket formed between your eye and eyelid by gently squeezing the sides of the bottle (see Diagram 3).

Diagram 3



8. Close your eye gently without blinking and press on the inside corner of your eye with the pad of your index finger for 2 minutes.
9. If necessary repeat the above steps 4-8 for your other eye.
10. Replace the cap on the bottle, closing it tightly.
11. Wash your hands again with soap and water to remove any residue.

Do not touch the tip of the dropper to your eye or to any other surface.

This will help to prevent your eye drops becoming dirty or contaminated.

If you forget to use TRAVATAN

If you forget to use TRAVATAN Eye Drops you should put the drops that you missed in your eye(s) as soon as you remember and then go back to using them as recommended by your doctor. If it is almost time for your next dose, skip the dose that you missed and continue using them as recommended.

Never take a double dose to make up for the one that you missed.

If you are not sure what to do, contact your doctor or pharmacist.

In case of overdose

If you accidentally put too many drops in your eye(s) immediately rinse your eye(s) with warm water.

If anyone accidentally swallows TRAVATAN Eye Drops immediately telephone the nearest Poisons Information Centre (in Australia call 131126; in New Zealand call 0800 POISON or 0800 764 766).

While You Are Using TRAVATAN

You should:

- Have your eye pressure checked when your eye specialist says, to make sure that TRAVATAN Eye Drops are working.
- Tell your doctor if you become pregnant while you are using TRAVATAN Eye Drops.
- Tell your doctor and pharmacist that you are using TRAVATAN Eye Drops before you start taking any other medicines.

Do not:

- Do not let children handle TRAVATAN Eye Drops
- Do not stop using TRAVATAN Eye Drops without first asking your doctor.
- Do not give this medicine to anyone else, even if they appear to have the same condition as you.

You should not drive or operate any machinery if TRAVATAN Eye Drops affect your vision (blurred vision).

Side Effects

All medicines can have side effects. Sometimes they are serious, most of the time they are not. You may need medical treatment if you get some of the side effects.

Tell your doctor as soon as possible if you do not feel well while you are using TRAVATAN Eye Drops.

Most side effects from TRAVATAN Eye Drops occur in, or around, the eye. These include:

- Redness, swelling, discomfort, pain and/or itch;
- Irritation or feeling of something in the eye(s);
- Change in colour of the eye(s);
- Dry eye(s);
- Blurred vision;
- Sensitivity to bright lights.

Additional side effects that are noticed more rarely in the eye include:

- Discharge from the eye(s);
- Sticky sensation in the eye(s);
- Watering of the eye(s);
- Changes in vision;
- Irritation of the areas surrounding the eye(s);
- Swelling of the eyelid(s);
- Lengthening of the eyelashes;
- Change in colour of the front of the eye(s);
- Tired eye(s);
- Browache.

Occasionally some people notice unwanted effects in the rest of their body as a result of using TRAVATAN Eye Drops. These effects may include:

- Headache;
- Unusual tiredness or weakness;
- Drop in blood pressure;
- Slowing of the heart;
- Inflammation of the nasal passages or the throat;
- Redness and/or itching of the skin around the eye(s);
- Discolouration of the skin around the eye(s);
- Change in taste;
- Sore or aching muscles.

Other side effects not listed above may also occur in some patients. Let your doctor know if you observe any unwanted effects while using TRAVATAN Eye Drops, even if they do not appear in the lists above.

After Using TRAVATAN

Store TRAVATAN Eye Drops in a cool place, below 25 °C. Do not freeze TRAVATAN Eye Drops.

Do not leave TRAVATAN Eye Drops in the car and do not leave them in the bathroom or in other warm, damp places.

Keep TRAVATAN Eye Drops, and all other medicines, in a safe place away from children.

Discard each bottle of TRAVATAN Eye Drops 4 weeks after it has been opened. Write the date the bottle was opened on the label to remind you when to discard the bottle.

Product Description

Name:	TRAVATAN® Eye Drops 0.004%
Pack size:	2.5 mL oval DROP-TAINER®
Active drug:	Travoprost 0.004%
Preservatives:	benzalkonium chloride (0.15 mg/mL)
Other ingredients:	castor oil - ethoxylated hydrogenated, disodium edetate, boric acid, trometamol, mannitol and purified water
AUST R:	79224

Further Information

This leaflet does not contain all of the information available about TRAVATAN Eye Drops. If you have any questions, or are not sure about anything regarding your medicine, you should ask your doctor or pharmacist.

Supplied By

In Australia this product is supplied by:

Alcon Laboratories (Australia) Pty Ltd
25 Frenchs Forest Road East
FRENCHS FOREST NSW 2086

In New Zealand this product is distributed by:

Alcon New Zealand Limited
c/o Pharmaco (NZ) Ltd
4 Fisher Crescent
Mt Wellington Auckland

This leaflet was revised on August 2010.

® Registered Trademark

